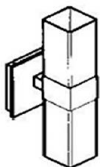


INSTRUCTIONS

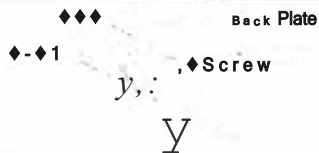
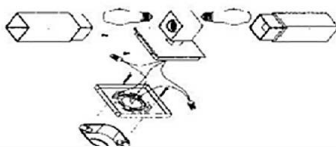


Safety Instructions

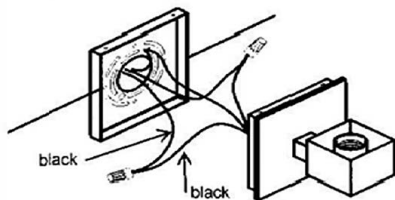
- CAUTION: All electrical connections should be done by a qualified electrician.
- Follow and save these instructions.
- Always disconnect power at circuit breaker or unplug from wall outlet before servicing.

Securite Supplementaires

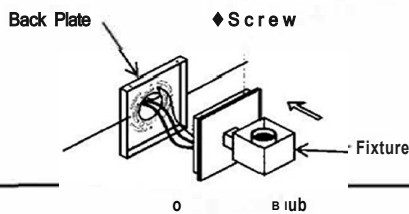
- **AVERTISSEMENT:** Toutes connexions electriques devraient etre edcutes par un electrien qualife .
- Suivez et garder ces instructions.
- Debranchez toujours le courant au disjoncteur ou debranchez de la prise murale avant l'entretien.



Attach the Back Plate to the junction box.
Filez la plaque arriere de la boite de jonction.



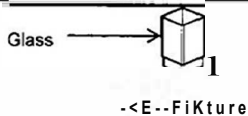
Make wiring connections,
black wire from fixture to black wire from junction box.
white wire from fixture to white wire from junction box.
Connect the copper ground wire to the house ground.
Faire les connexions electriques,
le fil noir du luminaire au fil noir de la boite de jonction.
le fil blanc du luminaire au fil blanc de la boite de



Attach fixture to the back plate using screws provided.
Fixer la lampe il la plaque arriere, a l'aide des vis fournies.

o Bulb

Insert bulb.
Inserez l'ampoule E26.



Insert the glass shade into the brackets by carefully pushing evenly into pressure-fit brackets.
Inserez le diffuseur en verre sur le support de verre.

Glass -i's 1 if W