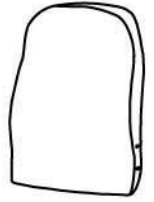


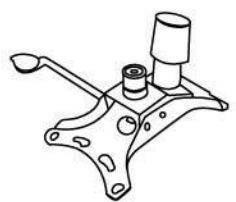
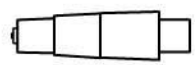

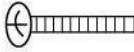

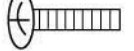






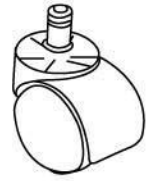
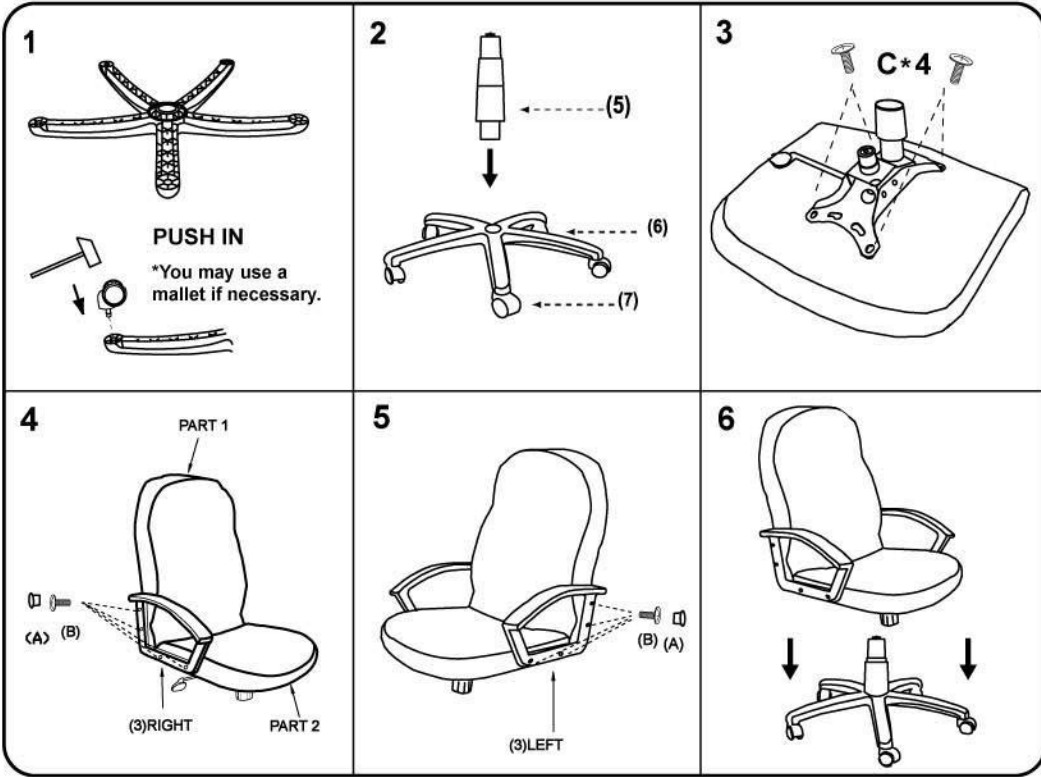


**Please unscrew all hardware from cushion before assembly.**  
**Por favor de destornillar todos los tornillos del cojín antes de ensamblar la silla.**

(1)x1	(2)x1	(3)x1 (L)x1 (R)									
											
Back	Seat	Right & Left Arm									
(4)x 1	(5)x1	(6)x1									
											
Mechanism	Gas Lift	Base									
(7)x 5	<table border="0"> <tr> <td>(A)*8</td> <td></td> <td>ARM SCREW</td> </tr> <tr> <td>(B)*8</td> <td></td> <td>ARM CAP</td> </tr> <tr> <td>(C)*4</td> <td></td> <td>MECHANISM SCREW</td> </tr> </table>		(A)*8		ARM SCREW	(B)*8		ARM CAP	(C)*4		MECHANISM SCREW
(A)*8		ARM SCREW									
(B)*8		ARM CAP									
(C)*4		MECHANISM SCREW									
											
Casters											



**Insert and loosely tighten all screws. When assembly is completed, fully tighten all screws before using. This chair is only intended for sitting. Any other use will void the warranty.**

