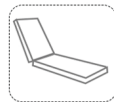


# A5说明书

## Cushion Cover Installation Guide

It only takes you 2 minutes to stuff the backrest and seat cushion into the outer cover.



+



=

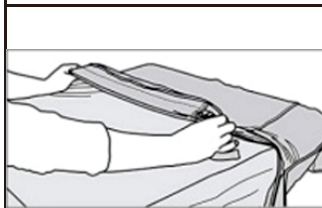


CUSHION FOAM

CUSHION COVER

COMPLETE CUSHION

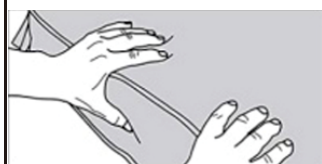
### Steps



1. Fold the sponge in half, and tuck it into the cover.




2. Pull the seat cover flat before closing the zipper.



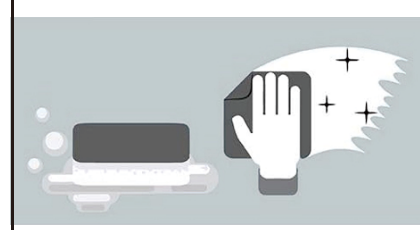
3. The sponge inside may need time to bounce back.

## HOW TO CLEAN YOUR OUTDOOR CUSHIONS SPOT CLEAN ONLY

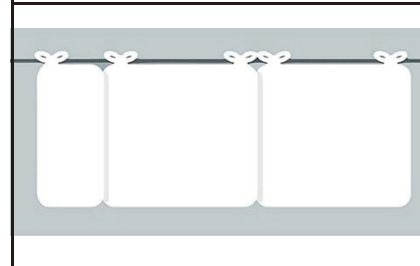
Use easy and simple cleaning methods to give your cushion a new look



**1. What to Use:**  
Use a sponge and warm soapy water.



**2. To Clean:**  
Scrub and wipe the cushion until clean.



**3. To Dry:**  
Hang cushion outside to air dry.