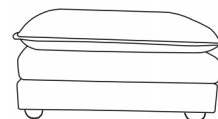

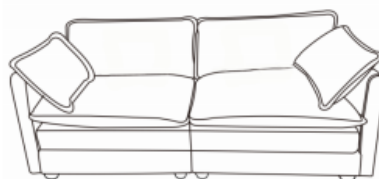

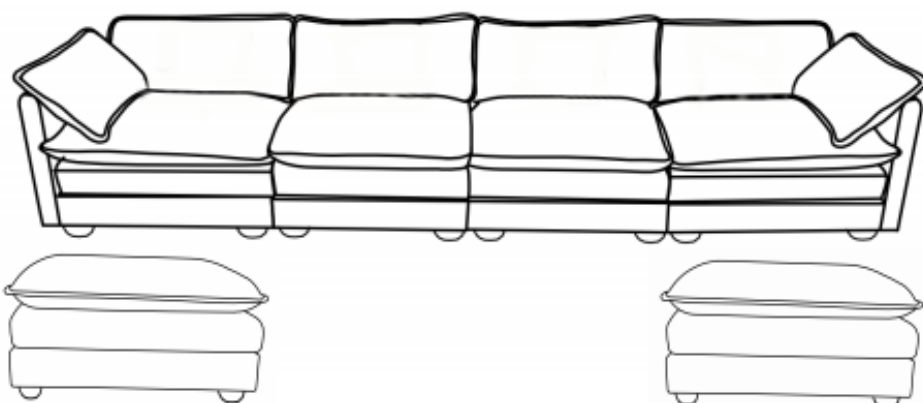


Assembly Instructions



NOTE: Please read these instructions carefully before starting assembly

HASSEL-FREE WARRANTY

We proudly provide 1-YEAR warranty, if there are any questions with the products, please feel free to contact with us.



The assembly will be easier with 2 people while 1 person could also do the job.



Around 10 MIN ASSEMBLY

MAINTENANCE AND WARNING

- Keep furniture away from heat sources.
- Do not clean furniture with harsh cleaner or polishes. Do not use detergents, Solvents, abrasives, spray packs or leather cleaner. Use non-color mild soap with warm water to clean spills(Mix 1:10 soap to water)
- Do not place furniture under direct sunlight, material will possibly fade over time.
- Do not use on site dry Cleaning machine.
- Children should not climb or jump on the furniture.
- Do not write on furniture that is not protected by a padded barrier .















Weight Limitation














250LBS

PART LIST & HARDWARE






1

A Seat frame  2PCS	B Seat cushion  2PCS	C Back Cushion  2PCS	D Arm Pillow  2PCS	F Backrest  2PCS
G Leg  8PCS	L Gasket  8PCS+8PCS	N Washer  16PCS+2PCS	O M8*60mm Bolt  8PCS+2PCS	P M8*80mm Bolt  4PCS
Q Butterfly Nut  4PCS	R Alley Key  2PCS			

2

A Seat frame  1PC	B Seat cushion  1PC	C Back Cushion  1PC	F Backrest  1PC	G Leg  8PCS
J Ottoman frame  1PC	K Ottoman cushion  1PC	L Gasket  8PCS	N Washer  8PCS+1PC	O M8*60mm Bolt  4PCS+1PC
P M8*80mm Bolt  2PCS	Q Butterfly Nut  2PCS	R Alley Key  1PC		

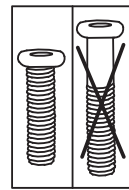
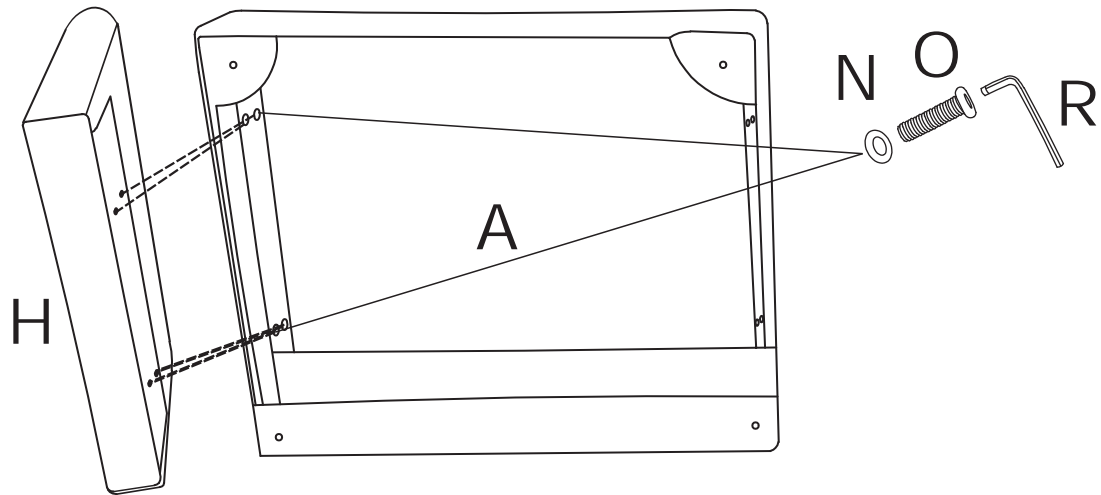
3

H Left armrest  1PC	I Right armrest  1PC	O M8*60mm Bolt  8PCS+1PC	N Washer  8PCS+1PC	R Alley Key  1PC
---	--	--	--	--

Be sure to inspect all packing material carefully for small parts, that may have come loose inside the carton during shipment.

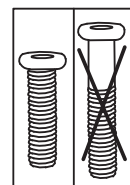
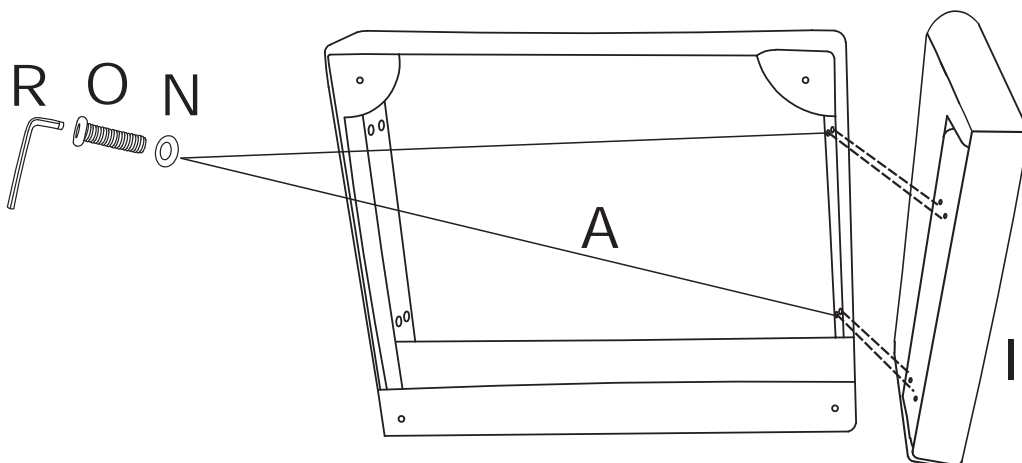
ASSEMBLY INSTRUCTIONS

STEP 1: Assemble the Left armrest (H) to the Seat frame (A) with Washers (N) and Bolts (O).



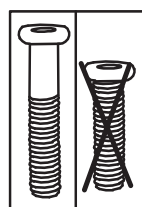
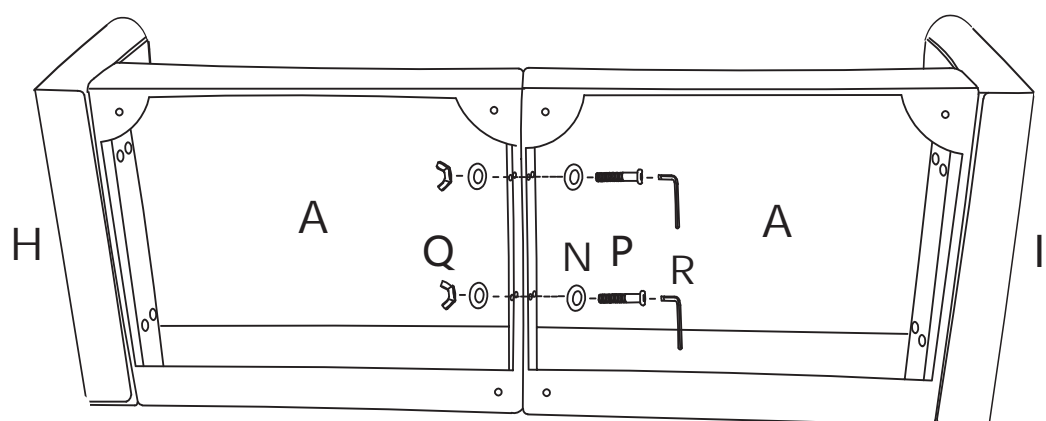
(N) x4	(O)
(O) x4	(R)

STEP 2: Assemble the Right armrest (I) to the Seat frame (A) with Washers (N) and Bolts (O).



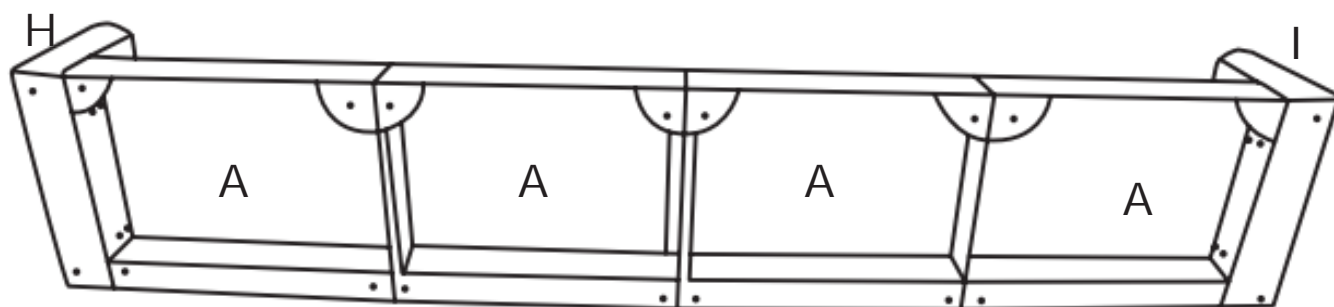
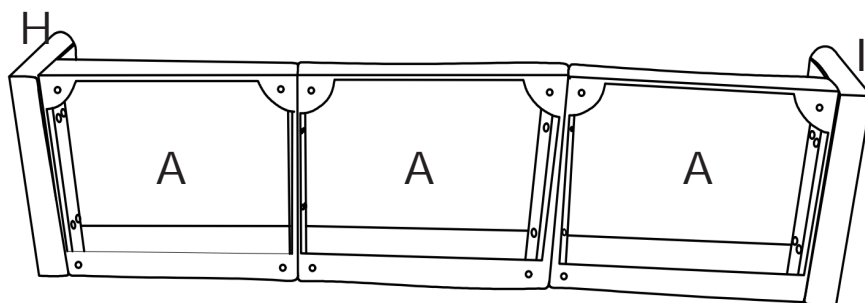
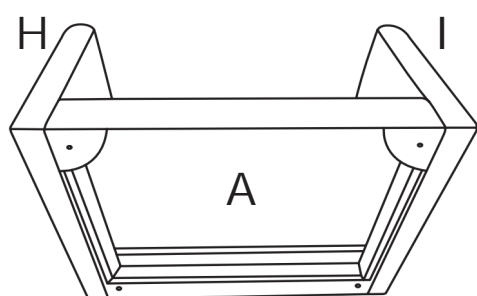
(N) x4	(O)
(O) x4	(R)

STEP 3: Assemble Seat frame (A) and Seat frame (A)with Butterfly nuts (Q) Washers (N) and Bolts (P).

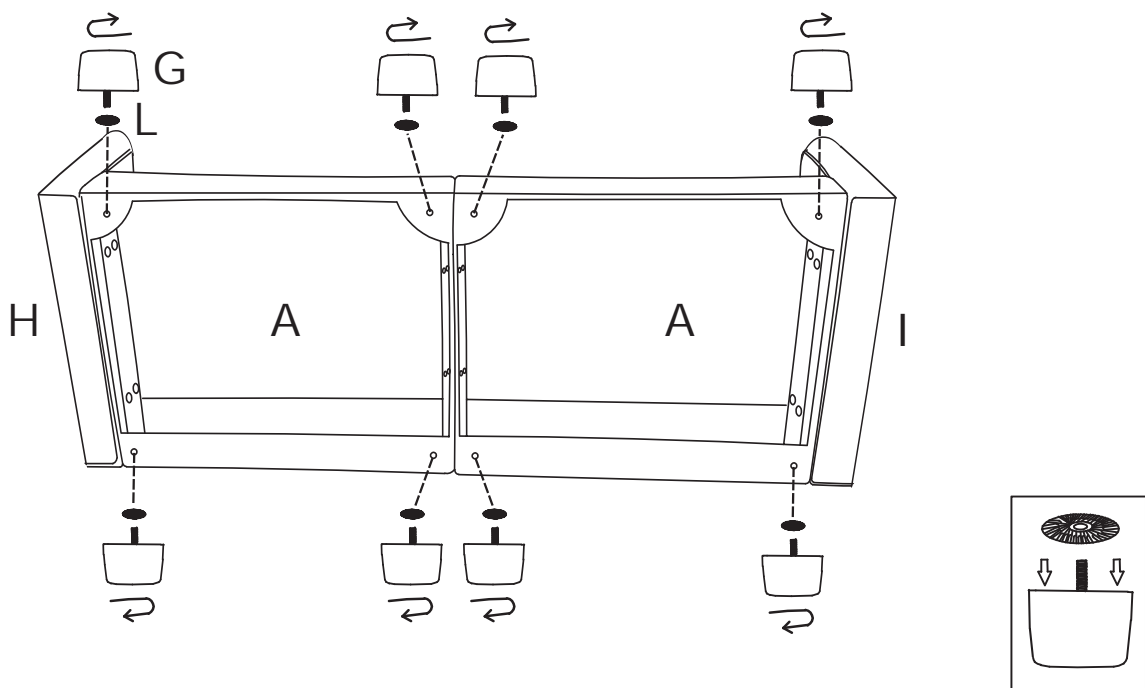


Ⓝ x 4	⊙
Ⓟ x 2	⌵
Ⓠ x 2	⌵

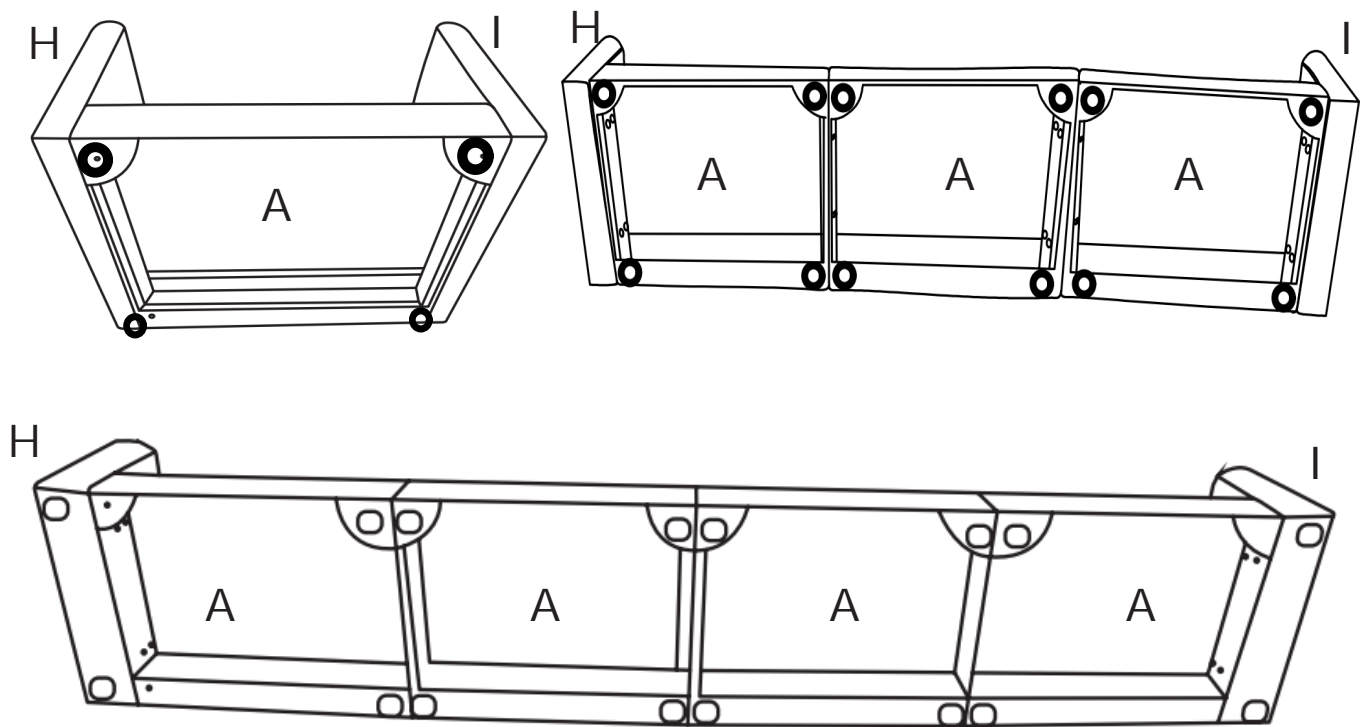
If you buy a multi-seater sofa, the assembly process is the same as for loveseat sofa.



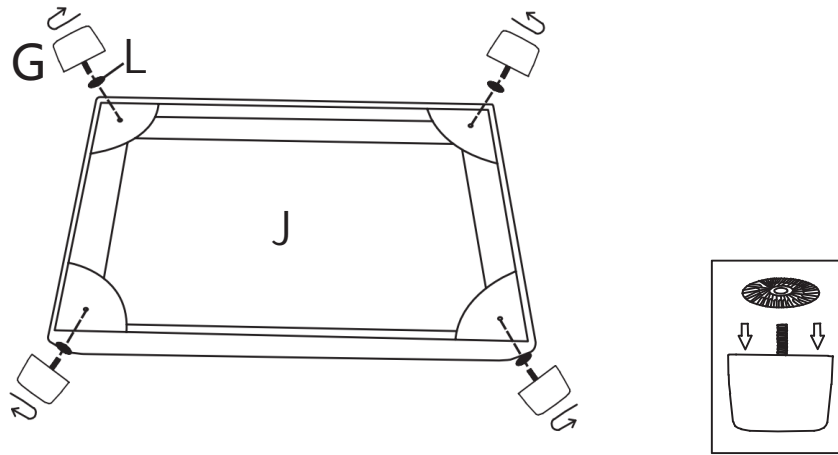
STEP 4: Assemble the Legs (G) on the sofa with Gaskets (L).



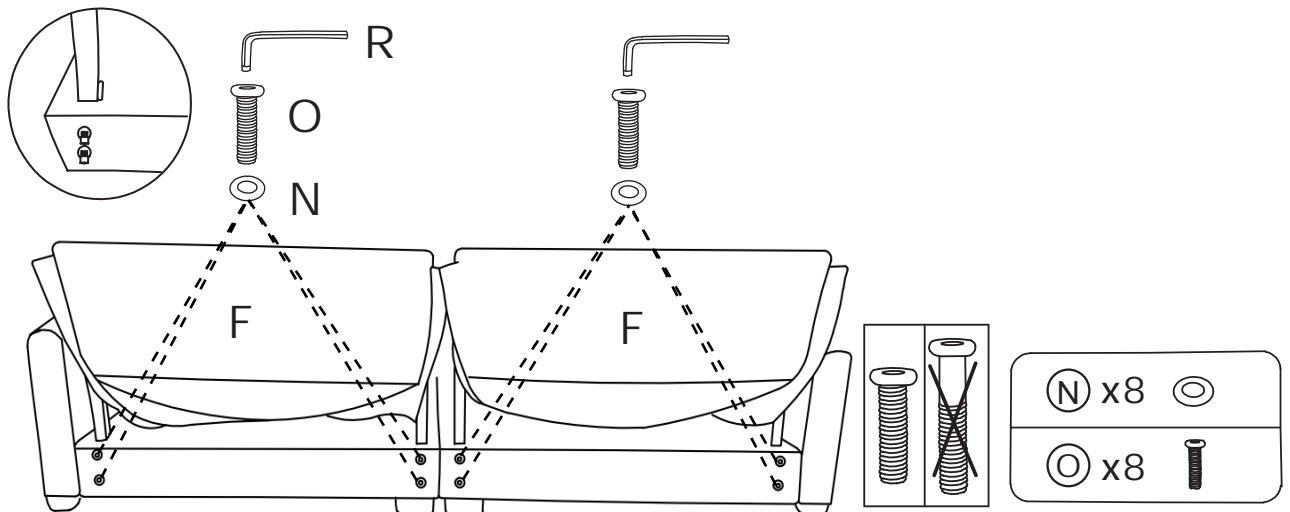
If you buy a multi-seater sofa, the assembly process is the same as for loveseat sofa.



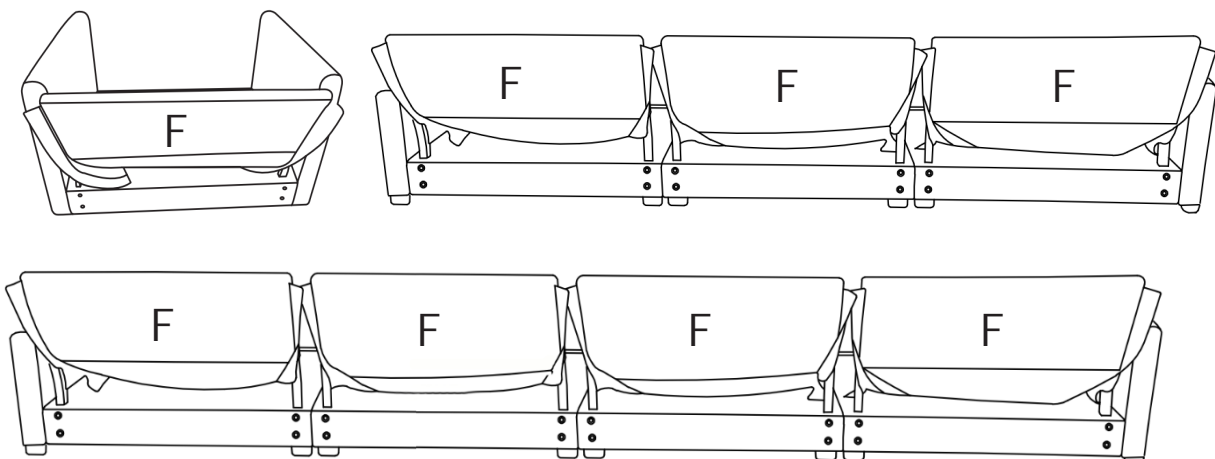
STEP 5: Assemble the Legs (G) on the ottoman frame with Gaskets (L) .



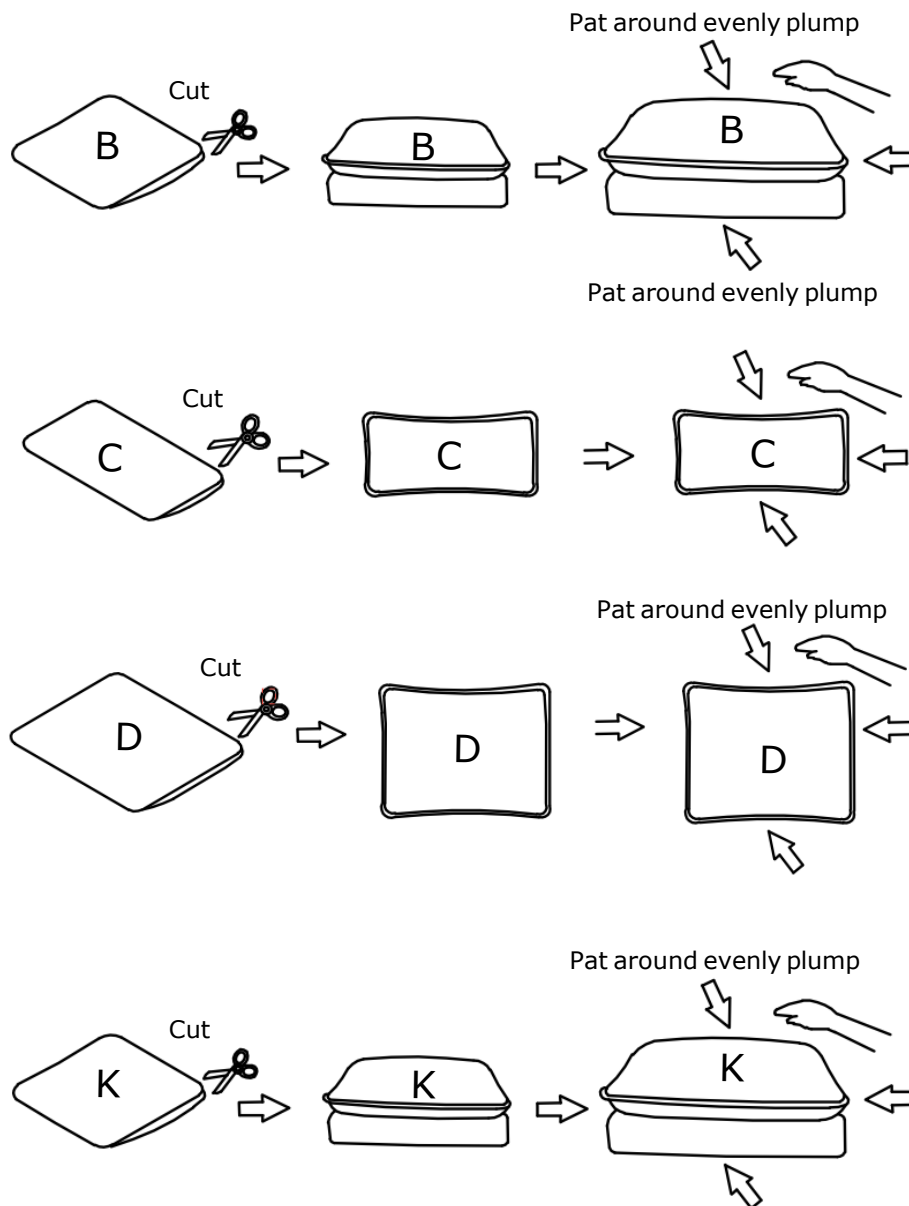
STEP 6: Insert the Backrest (F) into the designated holes,using Washer (N) and Bolts (O) to 70% tightness,and then tighten the all Bolts on the seat.



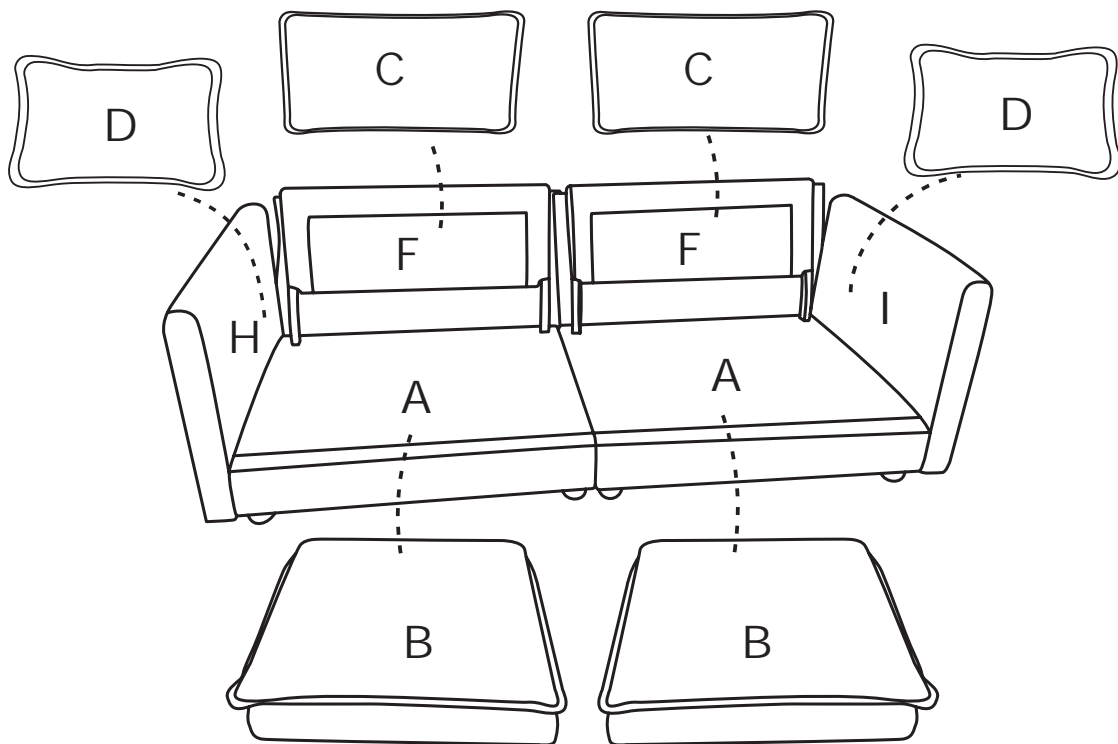
If you buy a multi-seater sofa, the assembly process is the same as for loveseat sofa.



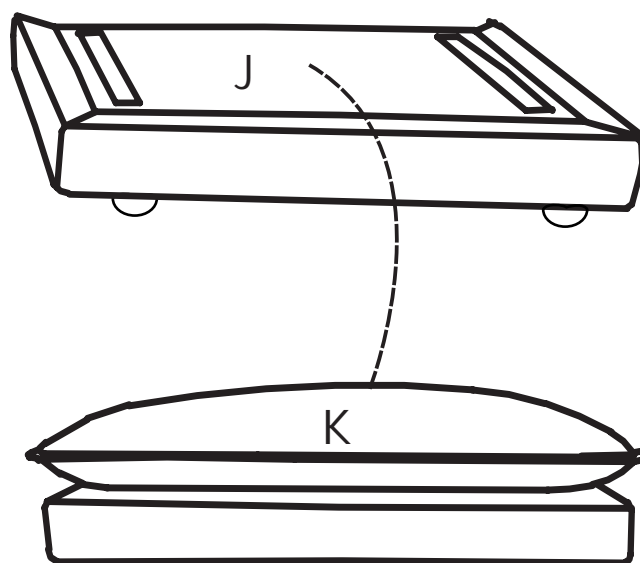
STEP 7: The cushions is packaged by vacuum compression. After cutting the package, it rebounds quickly within 4 hours. If the fabric has wrinkles, it will basically disappear after standing for 72 hours




STEP 8: Place Seat Cushions (B) and Back Cushions (C) and Arm Pillow (D), and make sure it's will fitted.




STEP 9: Place seat Ottoman cushion (K) on the Ottoman frame (J).




1 & 2 2 & 3




1 & 2 & 3



1 & 3



2 & 3



Complete assembly

WARRANTY

We strive to offer high-quality products, and we also try our best to satisfy each and every customer that orders from us with product or service as needed. We provide 1 year warranty starting from the time you receive the item. Each customer must provide a record of their order such as the order number, or item receipt for any items that are out of the warranty period, you may also still receive replacement parts by purchasing them with our company if they are available.

**Are you having difficulty
with assembly? Missing parts?
Please send email with your order**

**For return, please check the return policy with
the retailer or market place you bought from.**

**Appreciate your purchasing from us.
Pop up your life by our furniture piece!**