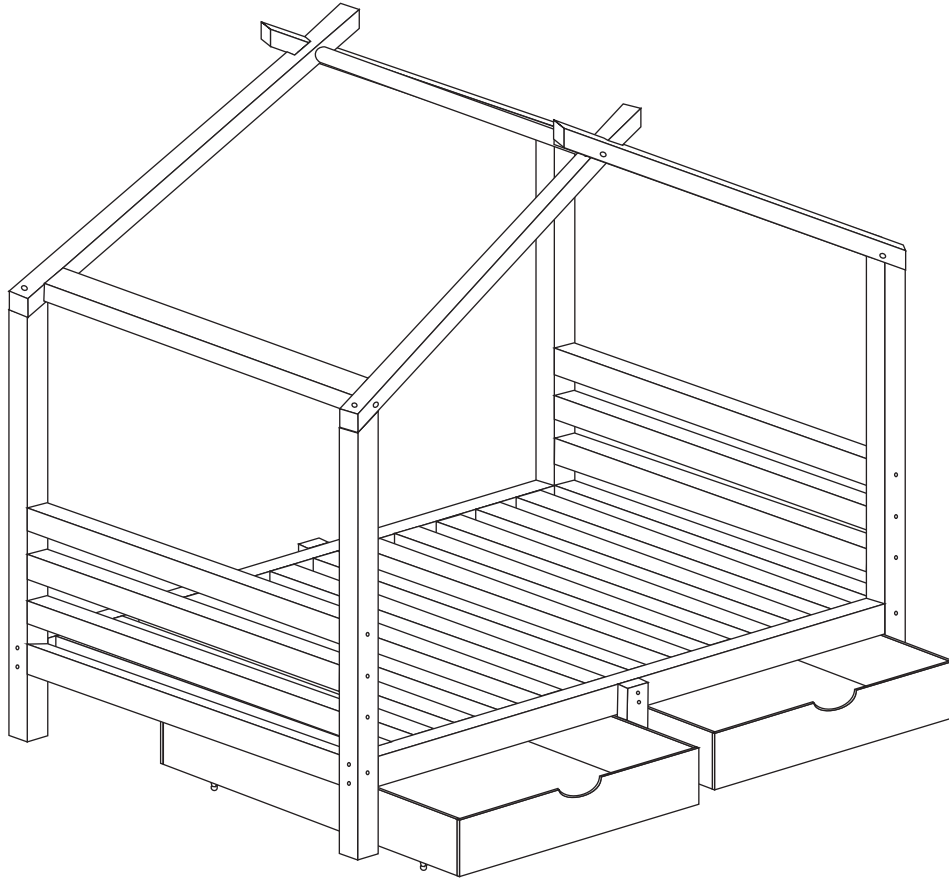
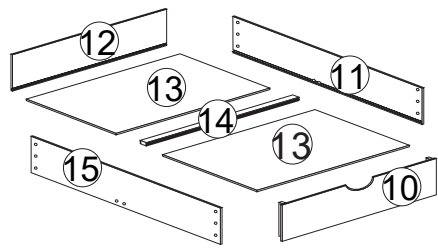
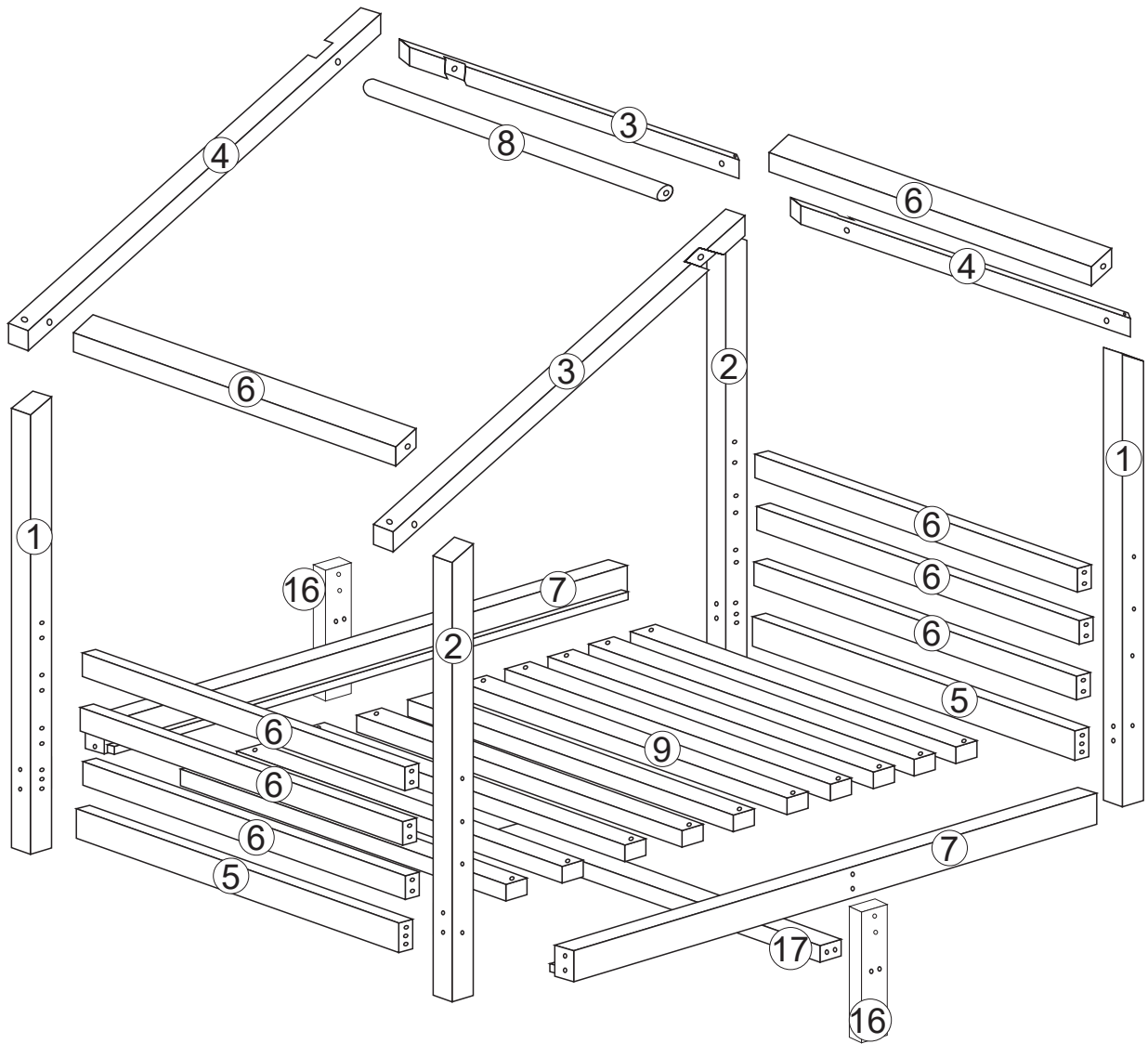


ASSEMBLY INSTRUCTIONS



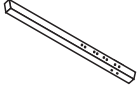
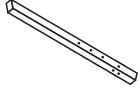

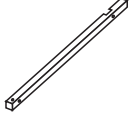
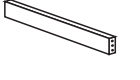


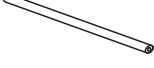
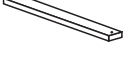
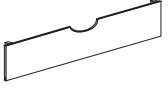


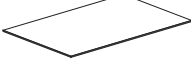



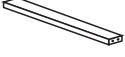
SAFETY WARNINGS









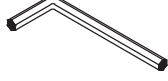



1. Follow the information on the warning appearing on the upper bunk end structure and on the carton. Do not remove warning label from bed.
2. Always use the recommended size mattress or mattress support, or both, to help prevent the likelihood of entrapment or falls.
3. Surface of mattress must be at least 5 inches below the upper edge of the guardrails.
4. Do not allow children under 6 years of age to use the upper bunk.
5. Prohibit more than one person on upper bunk.
6. Periodically check and ensure that the guardrail, ladder, and other components are in their proper position, free from damage, and that all connectors are tight.
7. Do not allow horseplay on or under the bed and prohibit jumping on the bed.
8. Always use the ladder for entering and leaving the upper bunk.
9. Do not use any substitute parts. Contact manufacturer or dealer for replacement parts.
10. Use of a night light may provide added safety precaution for a child using the upper bunk.
11. If the bunk bed will be placed next to a wall, the guardrail that runs the full length of the bed should be placed against the wall to prevent entrapment between the bed and the wall.
12. Always use guardrails on both long sides of the upper bunk.
13. The use of water or sleep flotation mattress is prohibited.
14. Keep these instructions for future reference.
15. Strangulation Hazard- Never attach or hang items to any part of the bunk bed that are not designed for use with the bed: for example, but not limited to, hooks, belts, and jump ropes.
16. Only use for mattress 6 inch.






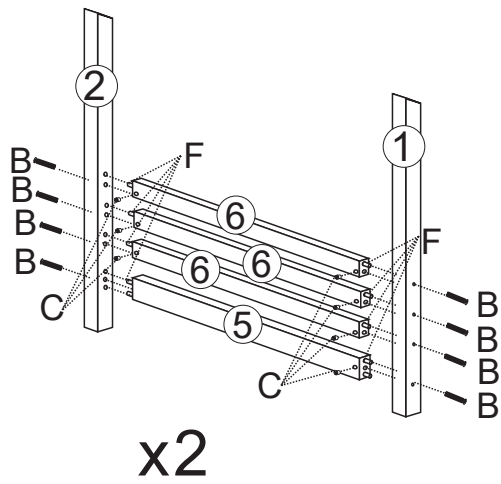
x2



SKU:JYB603233AAW-D




①X2pcs 	②X2pcs 	③X2pcs 	④X2pcs 	⑤X2pcs 
⑥X8pcs 	⑦X2pcs 	⑧X1pc 	⑨X10pcs 	⑩X2pcs 
⑪X2pcs 	⑫X2pcs 	⑬X4pcs 	⑭X2pcs 	⑮X2pc 
⑯X2pcs 	⑰X1pc 			

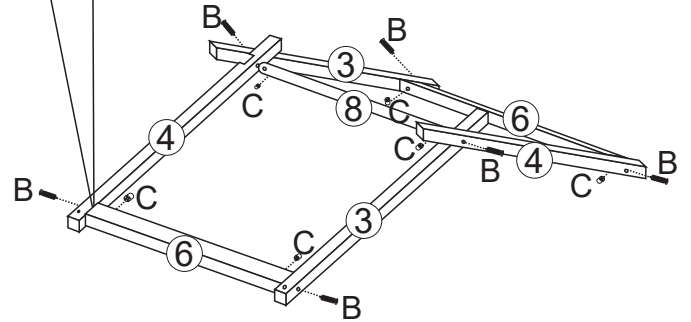
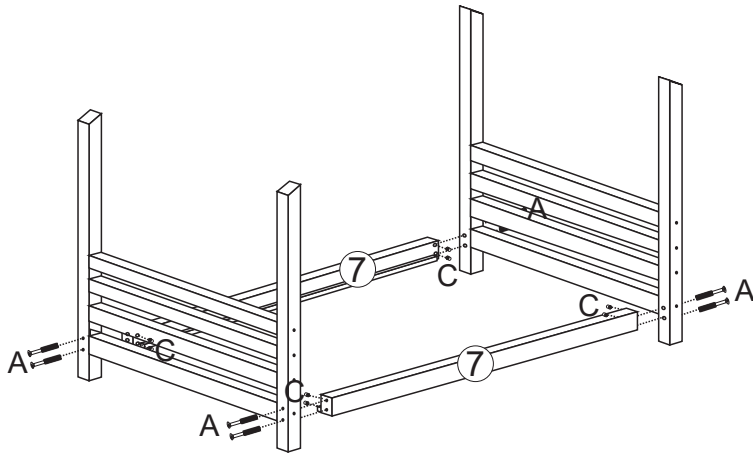
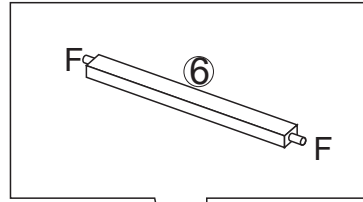
Ax8pc  Φ6×80	Bx22pcs +2  Φ6×65	Cx30pcs +2 	Dx20pcs +2  Φ4×25	Ex4pcs  Φ6×50
Fx24pcs +2 	Gx8pcs 	Hx16pcs +1  Φ4×20	I x1 	J x 4  Φ 6x40
Kx12pcs +1  Φ4×40	Lx24pcs +2  Φ4×30			


B	 Φ6×65	16
C		16
F		20




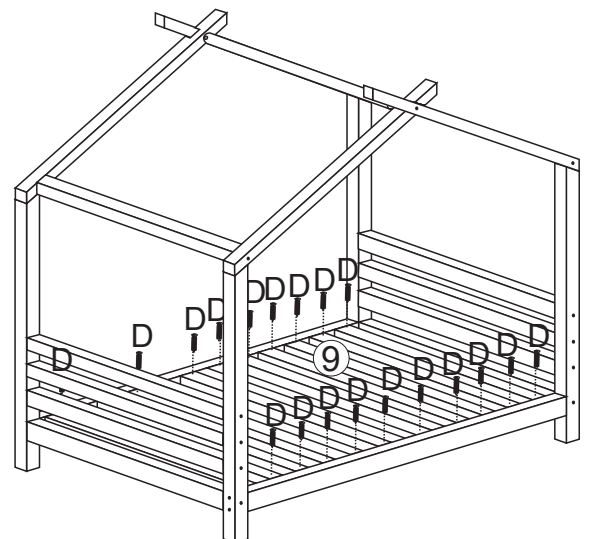
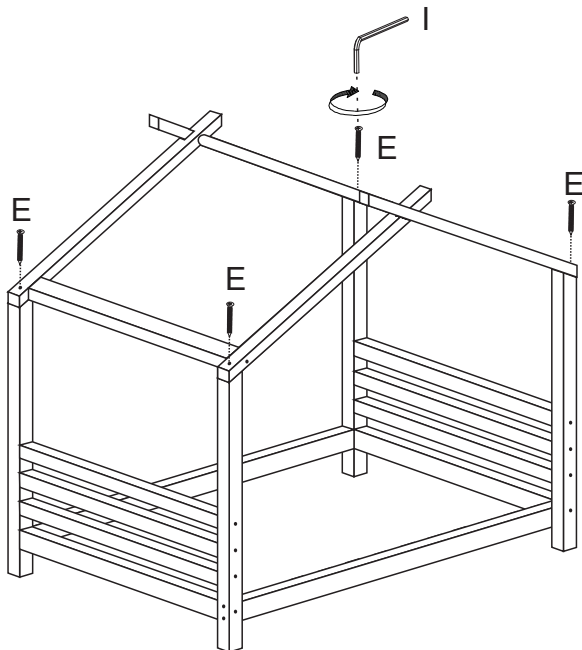
A	 $\Phi 6 \times 80$	8
C		8



B	 $\Phi 6 \times 65$	6
C		6
F		4

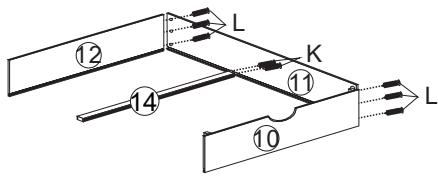


E	 $\Phi 6 \times 50$	4
---	--	---

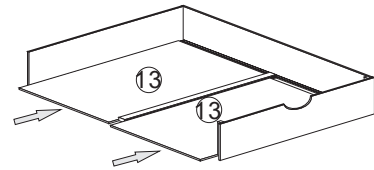
D	 $\Phi 4 \times 25$	20
---	--	----





K	 $\Phi 4 \times 40$	4
L	 $\Phi 4 \times 30$	12





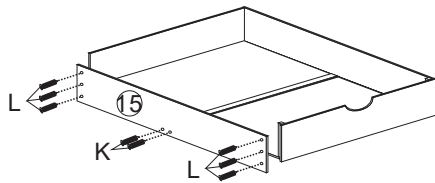
x2



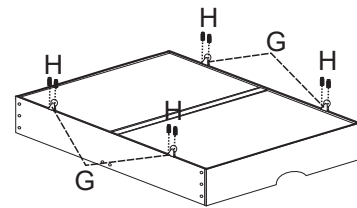
x2

K	 $\Phi 4 \times 40$	4
L	 $\Phi 4 \times 30$	12



H	 $\Phi 4 \times 20$	16
G		8



x2



x2

K	 $\Phi 4 \times 40$	4
J	 $\Phi 6 \times 40$	4

