

ROUND COCKTAIL TABLE

Φ36" x 18"

Your furniture purchase is an investment. Here are a few tips to maximize the lifetime of your furniture with a minimal amount of effort. Properly caring for your furniture can help ensure that it looks great year after year.

Wood Furniture Maintenance:

- Always dust, wipe, and clean with the grain of the wood.
- Dust with a soft cloth. Dust will scratch the furniture surface if not removed properly.
- If a polished surface becomes cloudy, rub it with a cloth dipped in a solution of one tablespoon vinegar to one quart of water. Rub softly with the grain until the surface is completely dry.
- Soap and water are not advisable for wood surfaces. Water can penetrate the finish and raise the grain on wood, causing damage.
- Remember to change dusting cloths frequently as dirty cloths may scratch your furniture's surface.

The Enemies of Wood:

- Moisture is wood's worst enemy. Liquid spills should be gently wiped up immediately. Coasters should be used under all beverages.
- Do not allow rubber or vinyl materials to lie on the furniture. Chemicals in rubber may leave a stain. Put a strip of felt or leather under accessories that have rubber or vinyl.
- Heat creates a chemical change in the furniture's finish, which may result in a white spot. Use protective pads under hot dishes, appliances, etc.
- Sunlight's ultraviolet rays can damage the finish of furniture. Do not place furniture directly against a heater or radiator and do not place in the path of hot streams of air from central heating. This will cause extreme localized drying of the wood.

Marble Top Maintenance:

The surface of the marble on your table has been polished and sealed to create a generally non-porous surface. The stone has many natural characteristics including veining, hairline cracks, and color variations, which make up the stone's beauty.

To maintain the beauty of your marble:

- Protect surfaces from scratching, staining and etching by:
 - Keeping them free of debris or sharp objects.
 - Wiping up spills immediately
 - Avoiding contact with chemicals (particularly acid-based materials)
- Clean with PH neutral products or those especially formulated for use on stone.
- It is not recommended to use a water-based solvent for dark marble as it will remove the polish from the surface.

Caring for the Fabric on Upholstered Furniture:

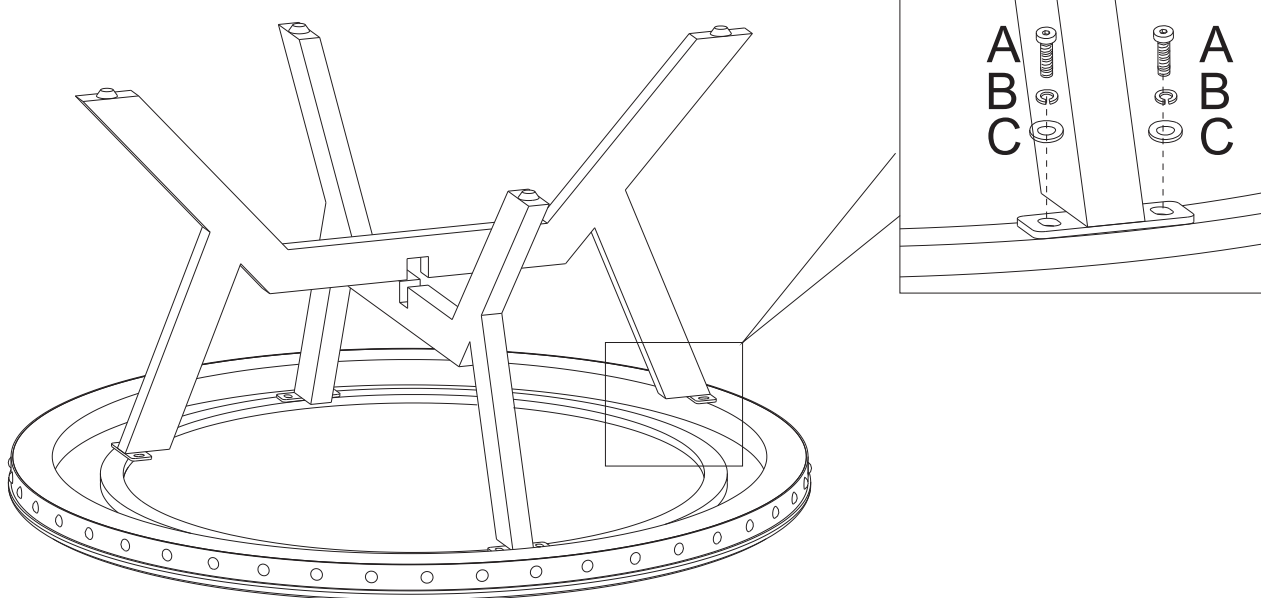
- Frequent vacuuming of the entire upholstered area will prevent dust from settling into the fibers.
- Professional cleaning is always recommended for all upholstered pieces.
- Do not use cleaning products containing brightening agents.

VERY IMPORTANT!!			
NEVER USE GLASS CLEANERS ON FINISHED SURFACES. AMMONIA WILL CHEMICALLY ATTACK THE FINISH.	DO NOT WRITE DIRECTLY ON SURFACE 	DO NOT PLACE DIRECTLY IN SUNLIGHT 	DO NOT USE PLACEMATS WITH RUBBER BASES 
	PREVENT MARKING	PREVENT FADING	PREVENT DISCOLORING
NEVER ALLOW LIQUIDS OF ANY KIND TO LINGER ON SURFACES. ABSORPTION CAUSES THE WOOD TO WARP AND THE FINISH TO DE-LAMINATE.	DO NOT USE COMMERCIAL POLISHES AND WAXES 	DO NOT PLACE HOT POTS, ETC ON SURFACE 	REGULATE THE HUMIDITY CONDITIONS AT YOUR HOME 
	PREVENT YELLOWING	PREVENT DAMAGE TO FINISH!	PREVENT SPLITTING





Assembly Instruction

* Do not tighten screws & bolts until the entire item is completely assembled.

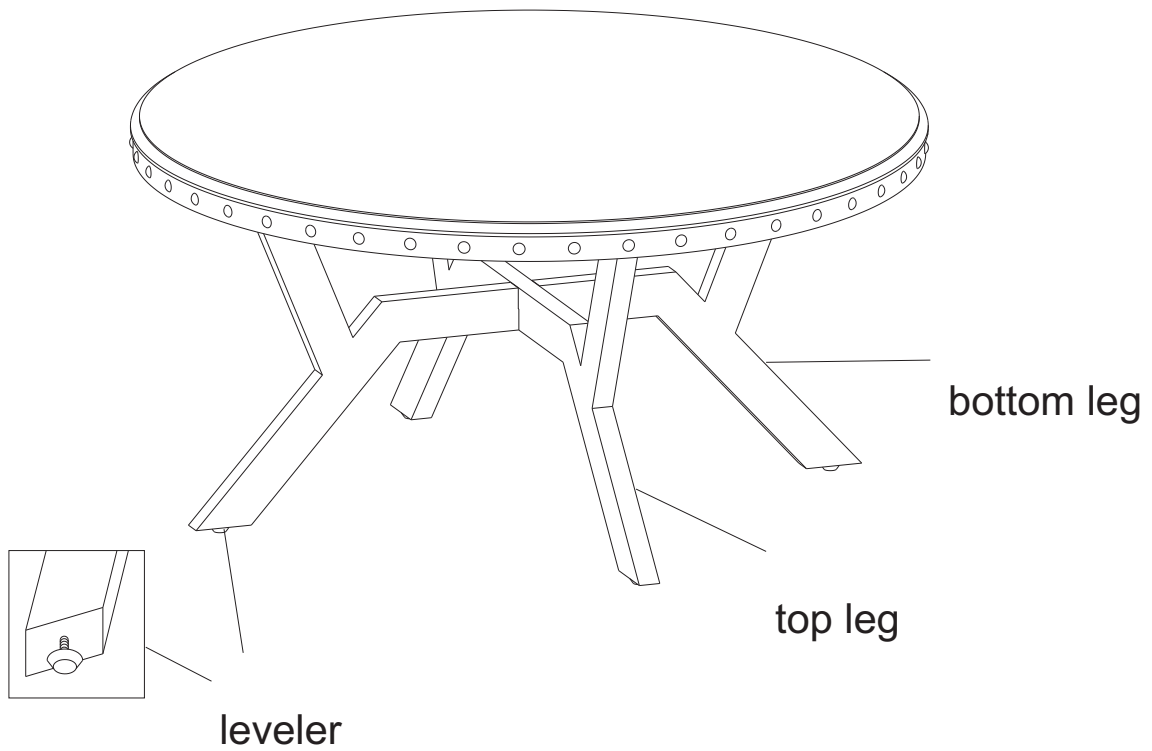
Step1



Hardware Pack

A		8PCS	$\frac{1}{4}$ "*15mm
B		8PCS	Ø6.5mm
C		8PCS	Ø6.5mm
D		1PC	4mm

Complete Hardware



PRODUCT DETAILS	
TOP	MDF+PAULOWNIA WOOD VENEER
FRAME AND LEG	IRON
COLOR OF METAL	BLACK
PRODUCT SIZE	Φ36"*18"
CARTON SIZE	40.25"*39 " *5.37"
NET WEIGHT	33.66LBS
GROSS WEIGHT	41.8LBS
CU.FT.	4.88'

MADE IN CHINA