


ASSEMBLY INSTRUCTION

Ottoman



Thank you for choosing our product.

To ensure safe and satisfactory use of this product, please carefully read the below instructions beforehand.

1. This sofa ships in several boxes, we recommend unpacking and starting assembly when several boxes are received.
2. Our cushions are vacuum packed for convenient shipping. Please allow 2-3 days for them to fully expand to their original shape and for any wrinkles to disappear.
3. In the event that a part is damaged or missing, no need to return the product, we will gladly help and ship your replacement parts free of charge.

ASSEMBLY INSTRUCTION




This instruction booklet contains important safety information. please read and keep for future reference.

To ensure safe and satisfactory use of this product, please carefully read the below instructions beforehand.

- 1.This sofa ships in several boxes,we recommend unpacking and starting assembly when several boxes are received.
- 2.Our cushions are vacuum packed for convenient shipping. Please allow 2-3 days for them to fully expand to their original shape and for any wrinkles to disappear.
- 3.In the event that a part is damaged or missing, no need to return the product, we will gladly help and ship your replacement parts free of charge.













Below are some guidelines for you how you can do mix and match.



















IF YOU BUY 3 SEATER SOFA
please follow below assembly instruction

Parts incidued

Parts List (BOX 1)

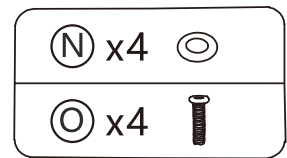
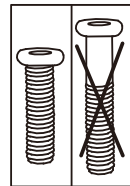
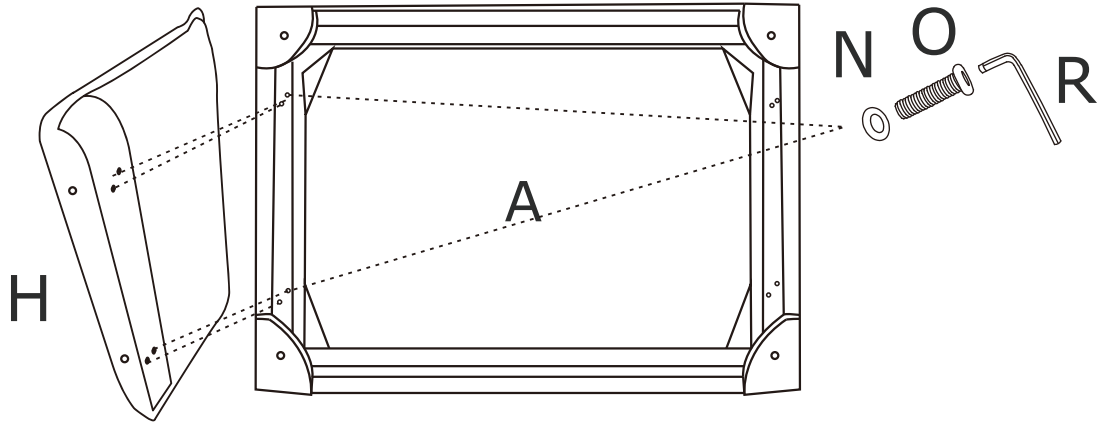
A Seat frame  2PCS	B Seat cushion  2PCS	C Back Cushion  2PCS	E Pillow  2PCS	F Backrest  2PCS
G Leg  8PCS	L Gasket  8PCS	N Washer  24PCS	P M8*70mm Bolt  8PCS	T M8*80mm Bolt  8PCS
Q Butterfly Nut  8PCS	R Alley Key  2PCS			

Parts List (BOX 2)

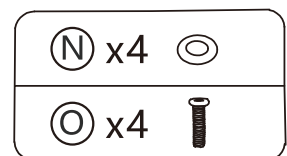
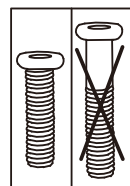
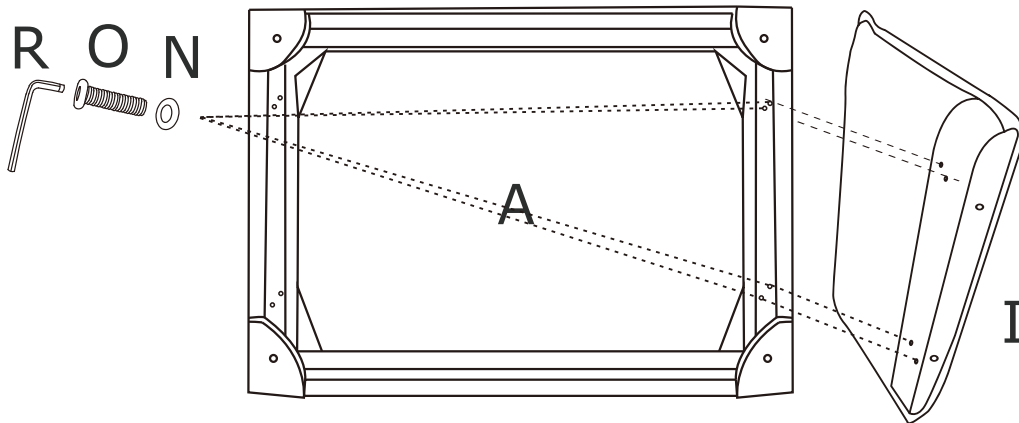
A Seat frame  1PC	B Seat cushion  1PC	C Back Cushion  1PC	D Arm Pillow  2PCS	E Pillow  1PC
F Backrest  1PC	G Leg  8PCS	L Gasket  8PCS	N Washer  12PCS	O M8*70mm Bolt  8PCS
P M8*70mm Bolt  4PCS	R Alley Key  1PC	H Left armrest  1PC	I Right armrest  1PC	M Ottoman frame  1PC
S Ottoman cushion  1PC				

ASSEMBLY STEPS

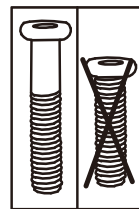
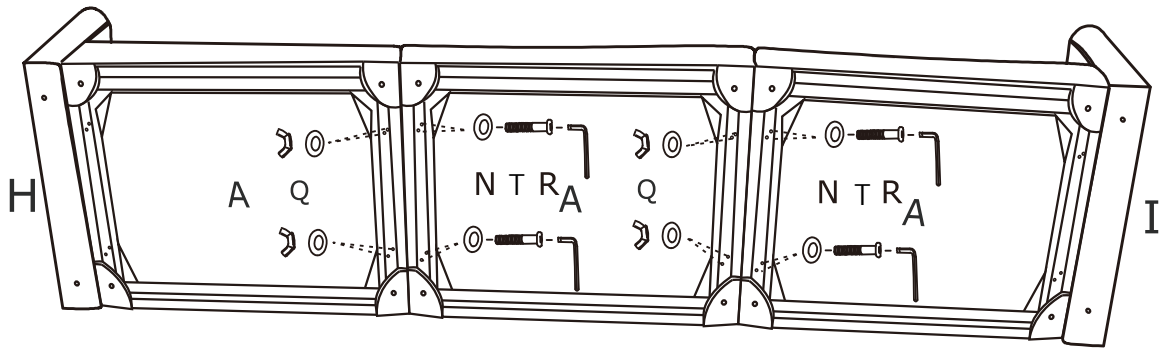
STEP 1: Assemble the Left armrest (H) to the Seat frame (A) with Washers (N) and Bolts (O).



STEP 2: Assemble the Right armrest (I) to the Seat frame (A) with Washers (N) and Bolts (O).

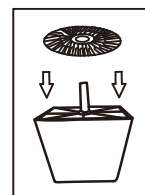
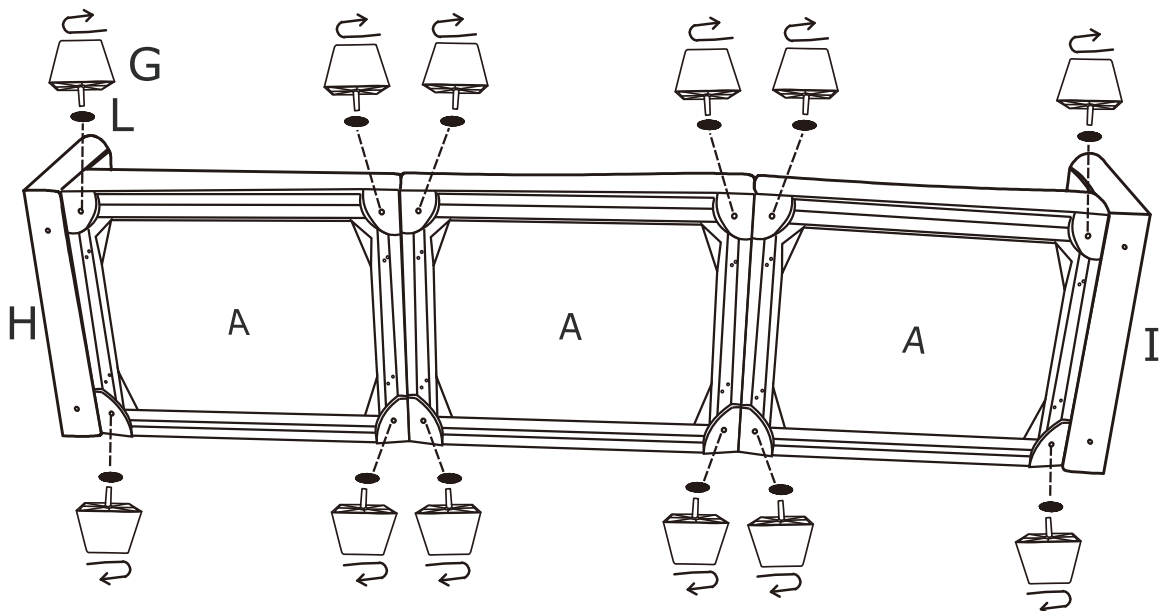


STEP 3: Assemble Seat frame (A) and Seat frame (A) with Butterfly nuts (Q) Washers (N) and Bolts (T).

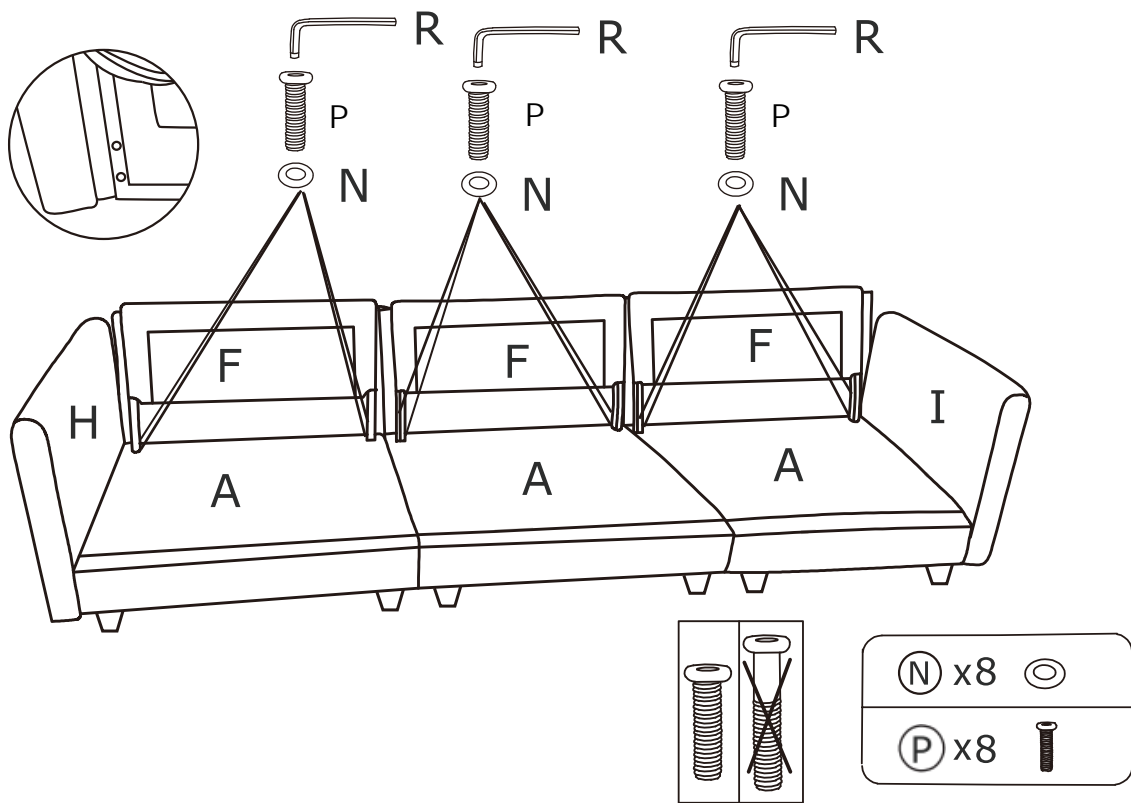


(N) x 16	(O)
(T) x 8	(I)
(Q) x 8	(J)

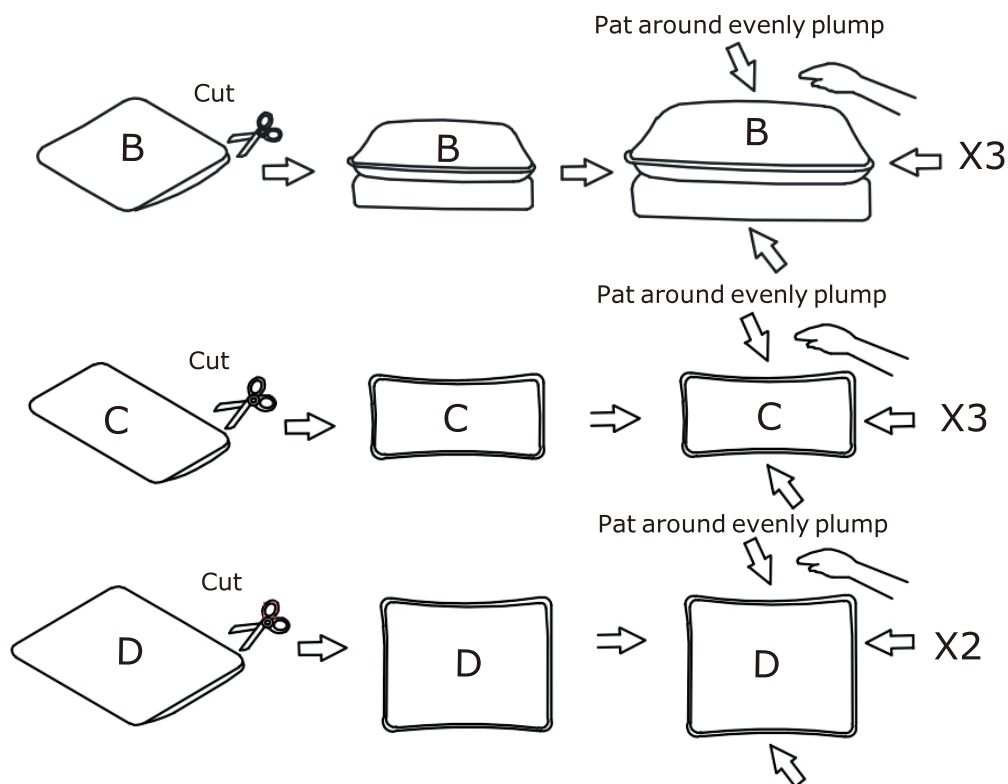
STEP 4: Assemble the Legs (G) on the sofa with Gaskets (L).



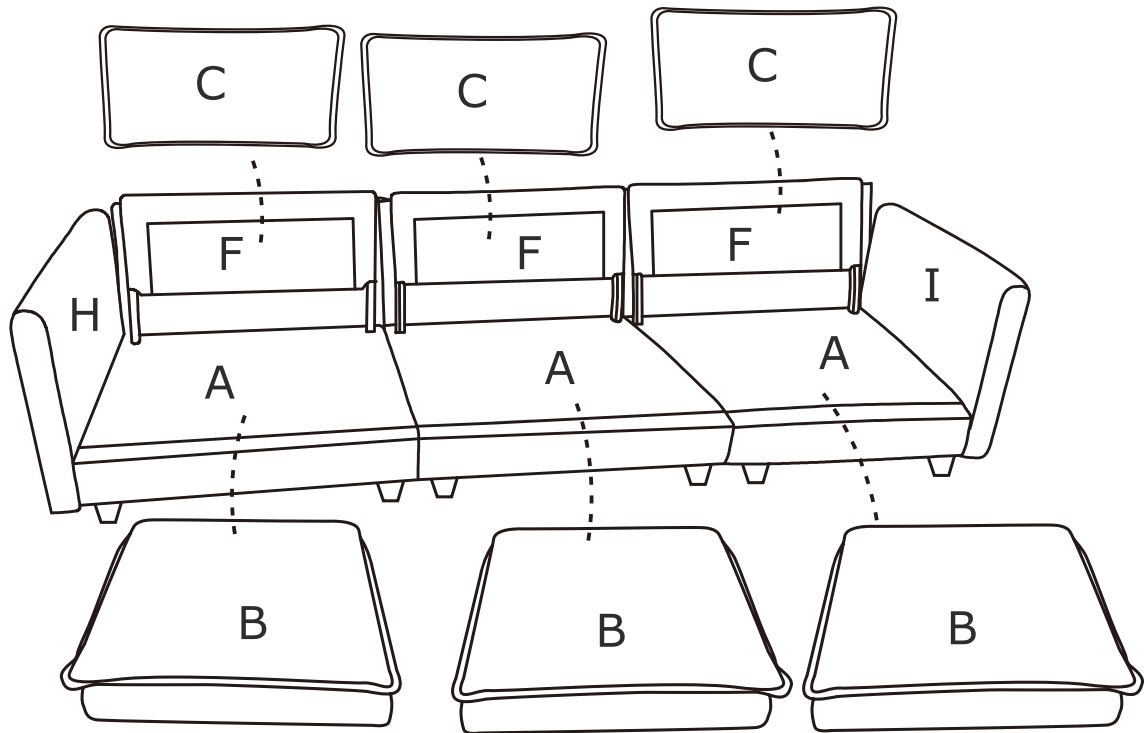
STEP 5: Insert the Backrest (F) into the designated holes, using Washer (N) and Bolts (P) to 70% tightness, and then tighten all Bolts on the seat.



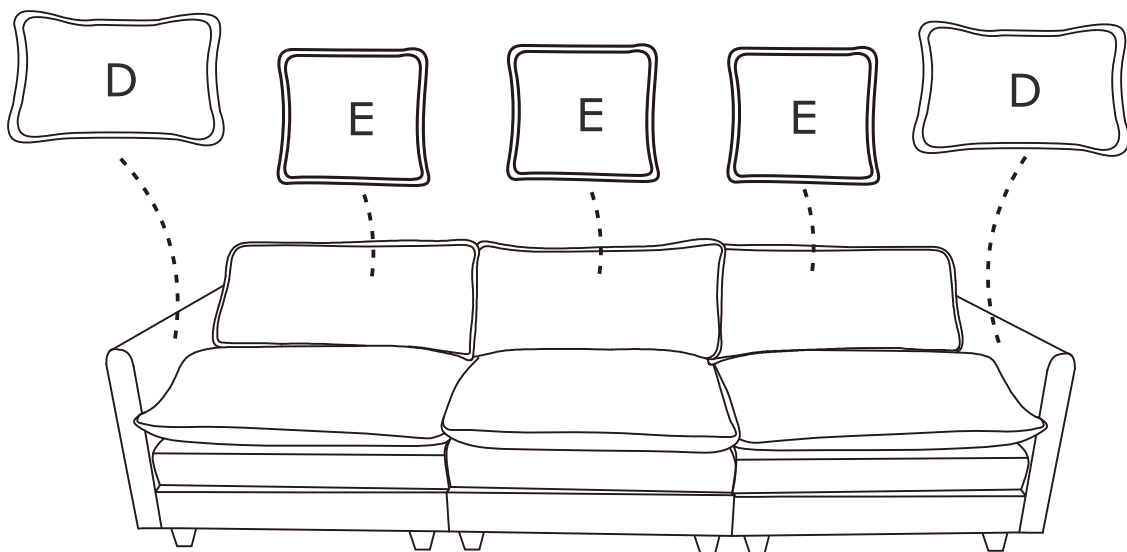
STEP 6: The cushion is packaged by vacuum compression. After cutting the package, it rebounds quickly within 4 hours. If the fabric has wrinkles, it will basically disappear after standing for 72 hours.



STEP 7: Place Seat cushions (B) and back cushions (C), and make sure it's will fitted.


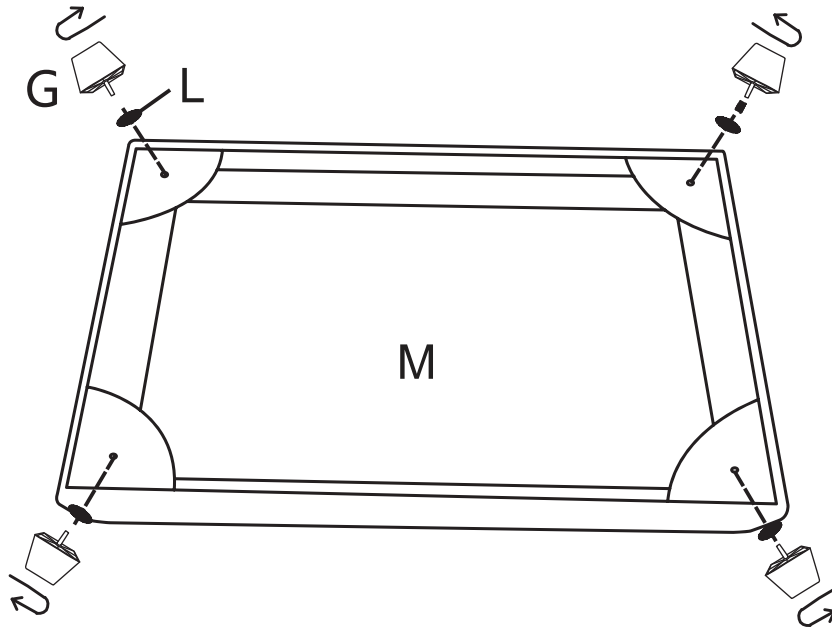


STEP 8: Place Pillows (E) and Pillows (D) on sofa and make sure it's will fitted.

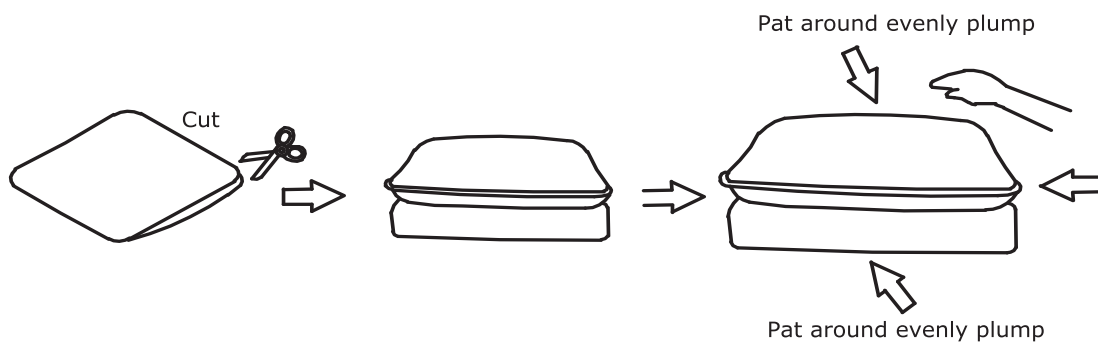


ASSEMBLY STEPS

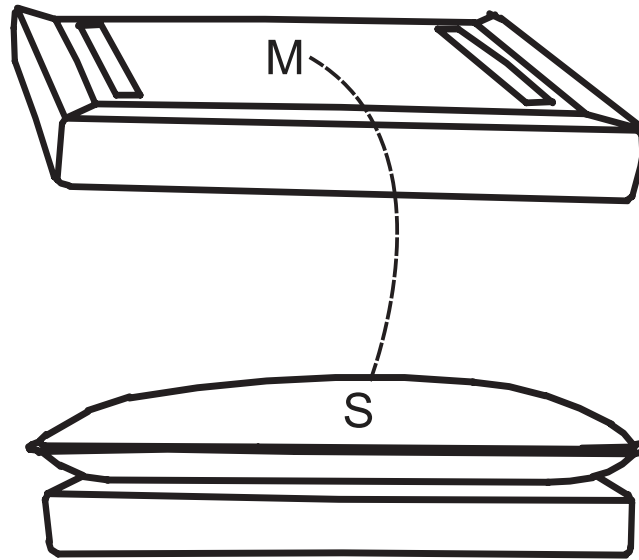
STEP 1: Assemble the Legs (G) on the ottoman frame with Gaskets (L) .



STEP 2: The cushion is packaged by vacuumcompression. Slowly rebound with in 10 days aftercutting, and if the fabric has wrinkles, they will gradually disappear



STEP 3: Place seat ottoman cushion (S) on the ottoman frame (M).



STEP 4: If the fabric has wrinkles, it will basically disappear after standing for 10 days. Well done!! You can enjoy your leisure time on the sofa now.

