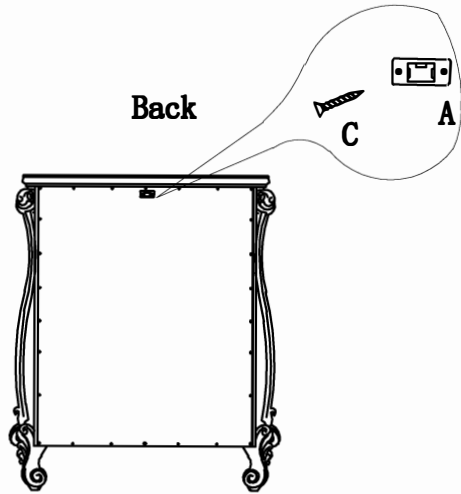
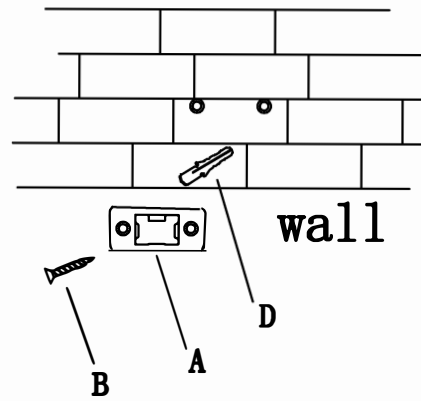


ASSEMBLY INSTRUCTION


Step 1:



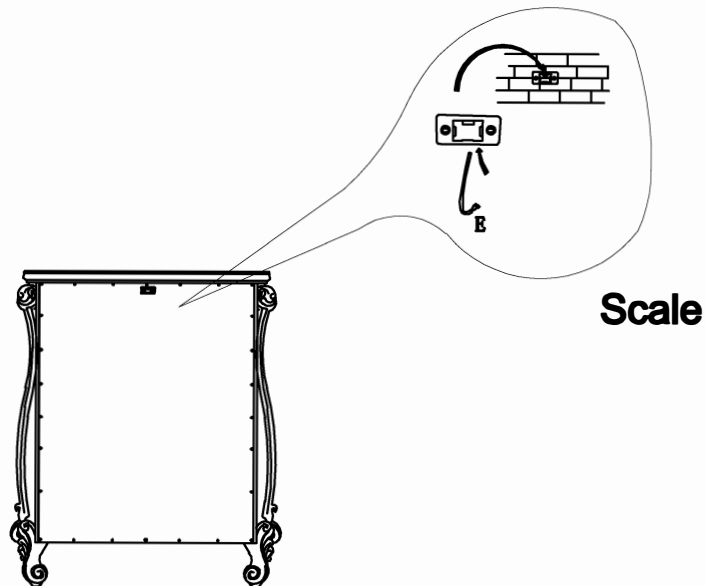
Step 2:



Finish:



Step 3:



| No.: | Description | Drawing | Size | Q' ty |
|------|-------------|---------|---------------|-------|
| A | Fasten unit | | 44mmX20mm | 2 |
| B | Long Screw | | Ø7mmX38mm | 2 |
| C | Short Screw | | Ø6mmX16mm | 2 |
| D | Shrink bolt | | Ø5/16"X1-1/2" | 2 |
| E | Safety belt | | 8mmX250mm | 1 |