Bx1

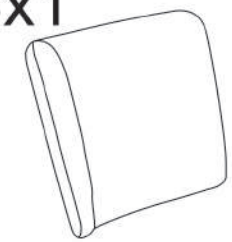

Fx1



6*55MM

Cx1



Gx4



6*50MM

Dx1

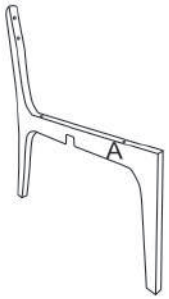

Hx4



6*60MM

Ex1

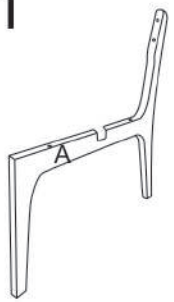

Kx1



Tighten the screws about 50% first, after all the screws are positioned, then tighten them completely.

① ATTENTION

Must have two“A”labels facing the front of the chair otherwise, assembly will FAIL.

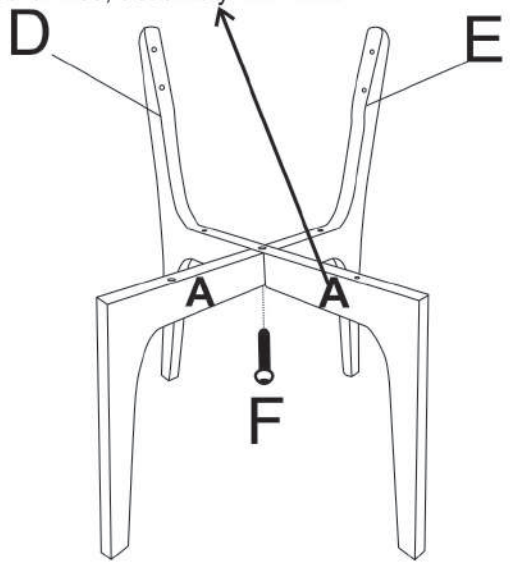

Tighten the center screw to 50%

②

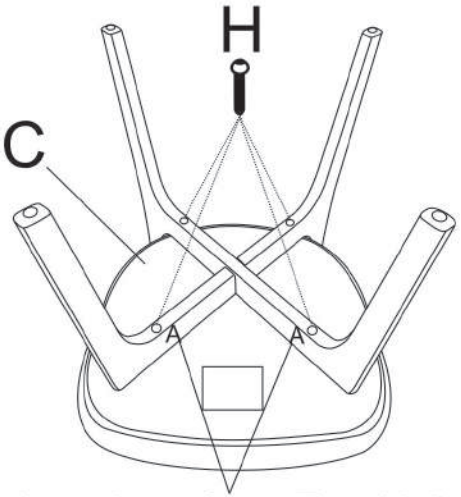

Orientation of two Tag A labels

Align and tighten the 4 base screws to 50%

③ B

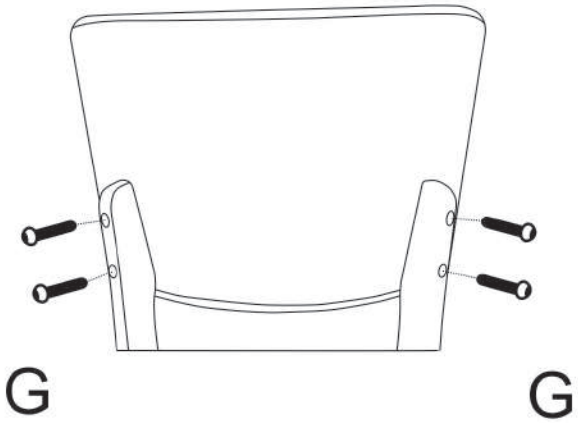

Attach the backrest and tighten its screws to 50%

④



Go back and fully tighten all screws TO 100%