



**INSTRUCTIONS D'ASSEMBLAGE  
ASSEMBLY INSTRUCTIONS**

---

**TABLE D'APPOINT -  
MARBRE GRIS / METAL GRIS FONCE**




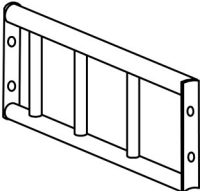
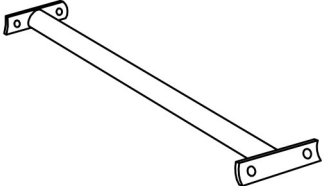
**ACCENT TABLE -  
GREY MARBLE / CHARCOAL METAL**



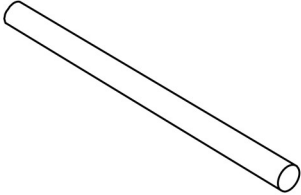
**POUR DE L'ASSISTANCE OU POUR COMMANDER  
DES PIÈCES CONTACTEZ NOTRE DÉPARTEMENT  
DE SERVICE À LA CLIENTÈLE.**

**FOR ASSISTANCE OR TO ORDER PARTS  
CONTACT OUR CUSTOMER SERVICE DEPARTMENT**

**LISTE DES PIÈCES**  
**PARTS LIST**

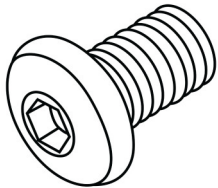

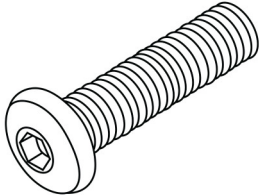

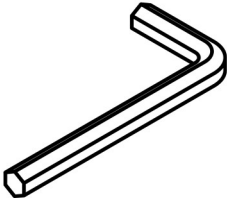
PIÈCE / PART #	IMAGE	DESCRIPTION	QTY / QTÉ
1		<b>TABLE TOP</b> <b>SURFACE DE TABLE</b>	1
2		<b>FRONT FACING RIGHT LEG</b> <b>PATTE AVANT DROITE</b>	1
3		<b>FRONT FACING LEFT LEG</b> <b>PATTE AVANT GAUCHE</b>	1
4		<b>STRETCHER</b> <b>CHÂSSIS</b>	1
5		<b>SUPPORT BAR</b> <b>BARRE DE SOUTIEN</b>	1

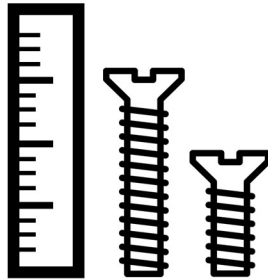
**LISTE DES PIÈCES**  
**PARTS LIST**

PIÈCE / PART #	IMAGE	DESCRIPTION	QTY / QTÉ
6		SUPPORT BAR BARRE DE SOUTIEN	1

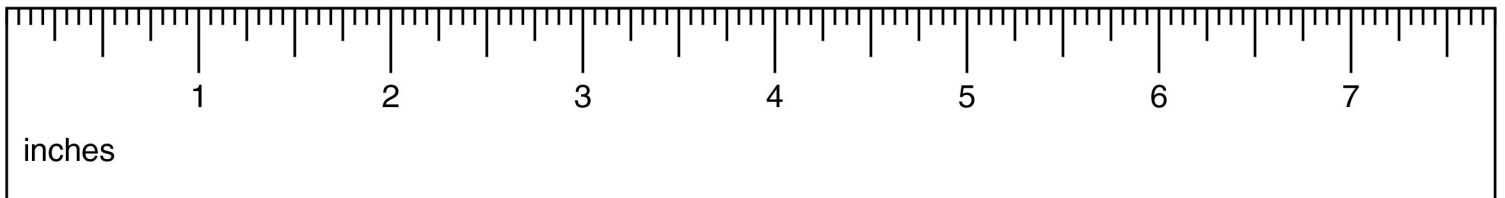


**LISTE DES PIÈCES DE MONTAGE**  
**HARDWARE LIST**

PIÈCE / PART #	IMAGE	DESCRIPTION	QTY / QTÉ
A		ASSEMBLING BOLT - Ø 1/4" X 1/2" BOULON D'ASSEMBLAGE - Ø 1/4" X 1/2"	8
B		ASSEMBLING SCREW - Ø 1/4" X 1/2" VIS D'ASSEMBLAGE - Ø 1/4" X 1/2"	4
C		ASSEMBLING BOLT - Ø 1/4" X 1 3/8" BOULON D'ASSEMBLAGE - Ø 1/4" X 1 3/8"	2
D		ADJUSTABLE LEG PATTE AJUSTABLE	2
E		HEX KEY CLÉ HEXAGONALE	1

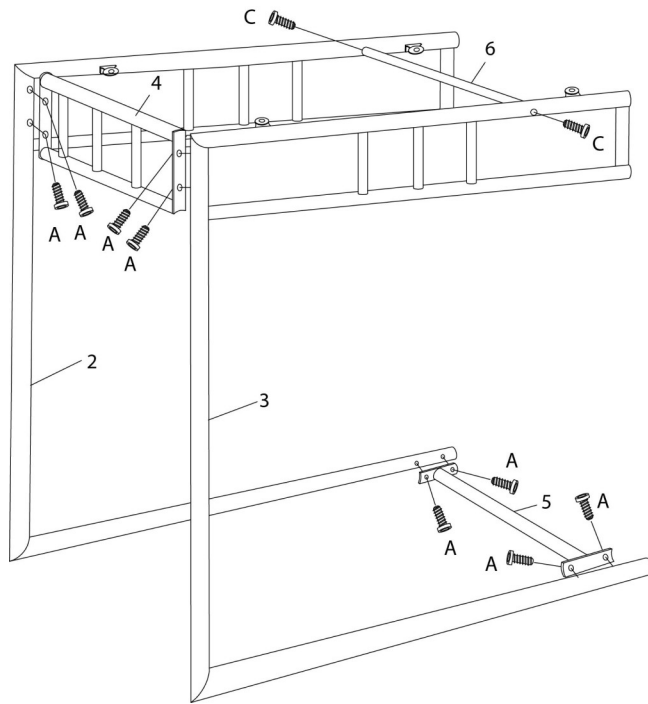


OUTIL DE VÉRIFICATION DE DIMENSIONS DES PIÈCES  
HARDWARE DIMENSIONS VERIFICATION TOOL

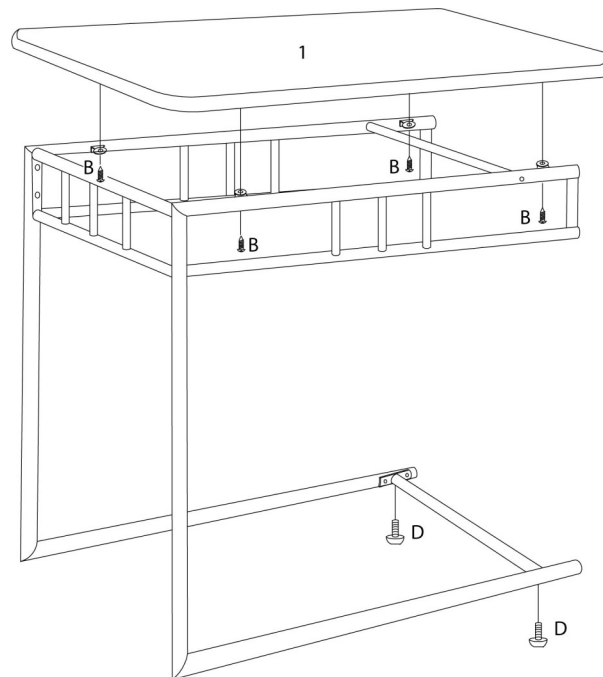




ÉTAPE / STEP 1



ÉTAPE / STEP 2



ÉTAPE / STEP 3

