


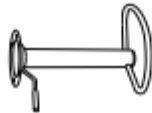


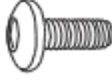


Parts list

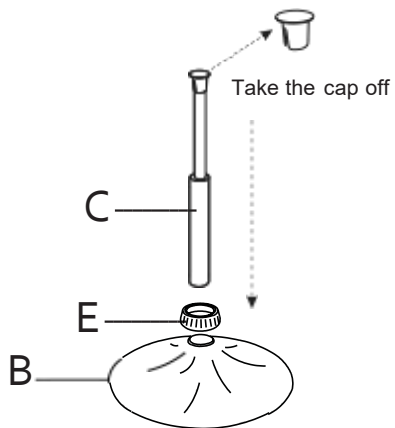
Hardware List

A	1 X Seat	
B	1 X Base	
C	1 X Gaslift	
D	1 X Connection	

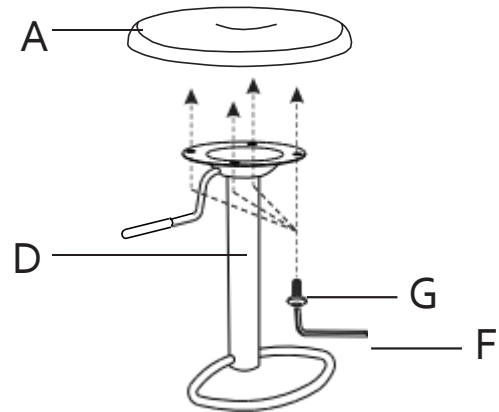
E	1 X Cover	
F	1 X Hex Key	
G	4 X Bolts M6 X 12	

Assembling

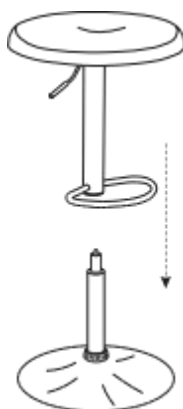
Step 1



Step 2



Step 3



Step 4

