


# HAPPINESS HAPPINESS INSTALLATION



- If you have any questions with the product, please contact us by:
- **Email: [customerservice@zoy-living.com](mailto:customerservice@zoy-living.com)**  
(we will reply to you within 24 hours)

# Assembly Instructions

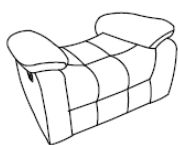
## RR5504AF51D

Your recliner comes packaged in one box. Carefully remove all of components from the packaging and set aside for assembly.

**CAUTION:**  
**DO NOT** use any sharp objects to open plastic wrapped components as damage to product or components may result.

### Package Contents

A×1



A 1\* Chair Seat

B×1



B 1\* Chair Back

C×1

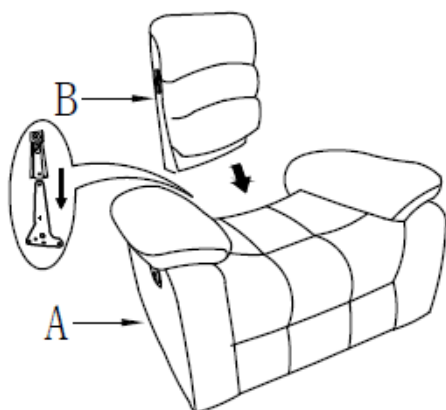


C 1\*Right Studded Border

D×1

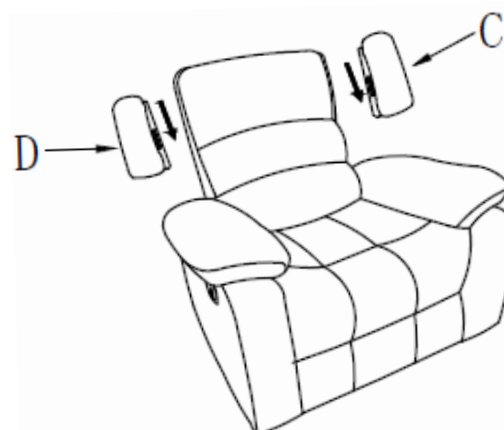


D 1\*Left Studded Border



### Step 1

Attach Chair Back (B) to Chair Seat (A) by aligning the metal grooves on Chair Seat (A) and Chair Back (B). Ensure the Chair Back (B) slides down to the bottom of the Chair Seat (A)'s metal grooves.



### Step 2

Attach Studded Border (C&D) to Chair Back (B) by aligning the metal grooves on Back and Studded Border.

.....  
**: ATTENTION!!**

- : Ensure the backrest is fully inserted to the bottom along the metal slot to avoid
  - : tilting or moving. And please not sit on the armrests for the user's safety.
- .....

## Warnings

1. Please check if the components of the chair are all included and can be used normally.
2. Assemble all components according to the instruction correctly before you connect the chair to the power.
3. Please DO NOT sit on the armrests or footrest to eliminate the risk of tipping over.
4. If the chair is damaged or doesn't match the website description, please send clear pictures of the product and label of the carton to our service team for further help.
5. If the recliner doesn't work, you may try the following measures for self-checking firstly:
  - a) Check if all the cables are connected;
  - b) Check if the light of transformer is on.

If the chair still doesn't work, please feed the information back to our customer service in time and we'll help you solve the matter as soon as possible.

6. If you have any questions with the product, please contact us by:

Email: [customerservice@zoy-living.com](mailto:customerservice@zoy-living.com) (we will reply to you within 24 hours)

