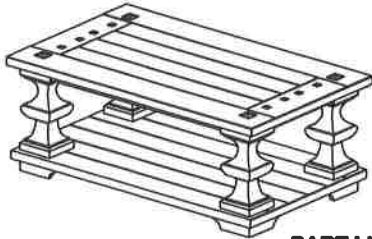


ASSEMBLY INSTRUCTION

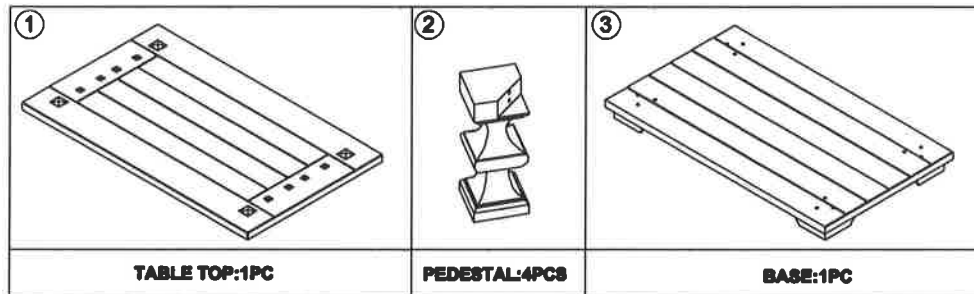
DESCRIPTION COCKTAIL TABLE

Thank you for purchasing this quality product. Be sure to check all packing material carefully for small parts which may have some loose inside the carton during shipment. Identify and count all parts and compare with the parts List Below:

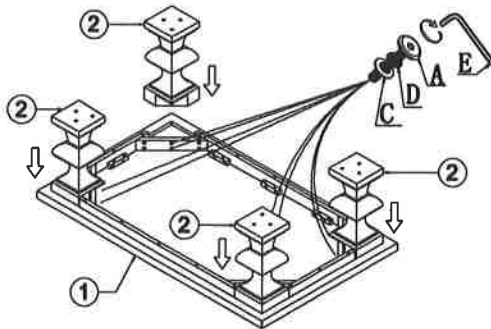


PART LIST:

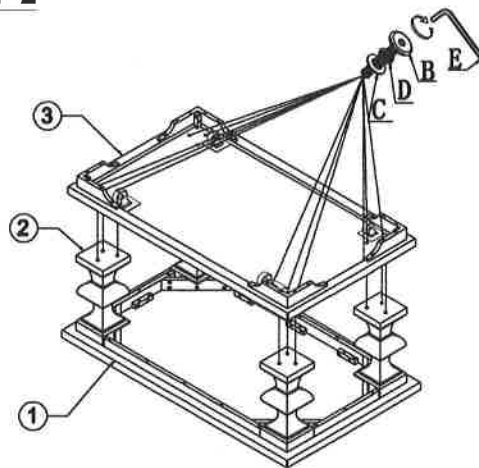
HARDWARE LIST			
NO.	Drawing	Description	Q'ty
A		Bolt (Φ5/16"x2-1/4")	8pcs
B		Bolt (Φ5/16"x1-3/4")	12pcs
C		Flat washer (Ø5/16"x23mm)	20pcs
D		Spring washer (Ø5/16")	20pcs
E		Allen wrench (5mm)	1pc



STEP 1



STEP 2



CLEANING INSTRUCTION

Clean the Cocktail Table surface with a furniture polish and a soft cloth.

Made in VietNam