







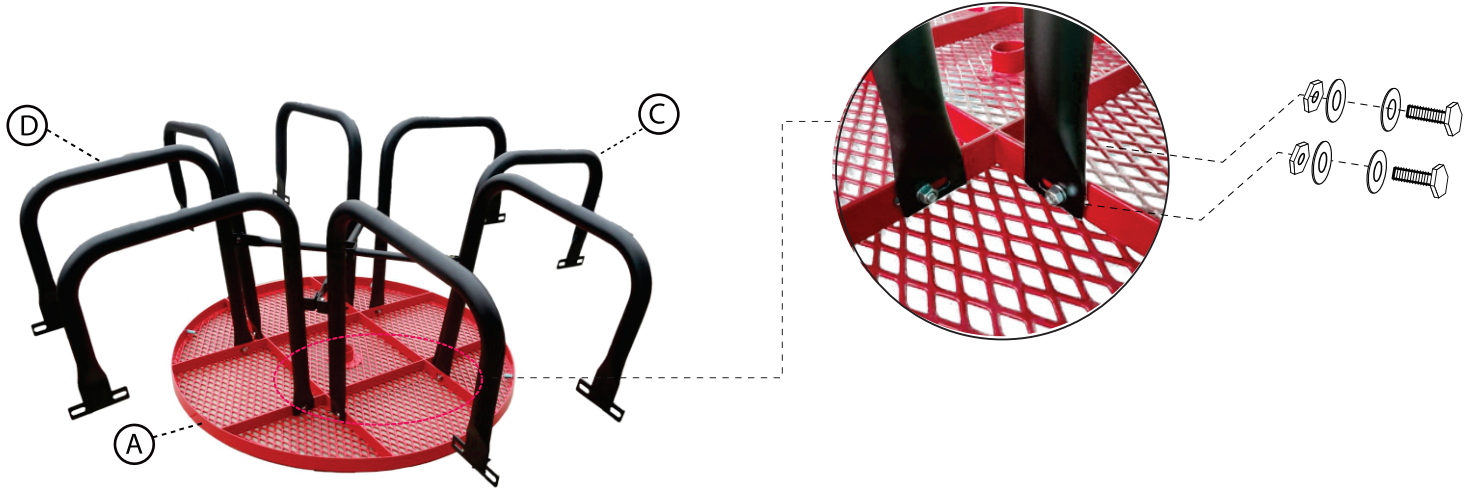




table=A 	bench=B 	right leg=C 	left leg=D 	Connection bracket 
1pcs	4pcs			
 M10*25 32pcs	 Expansion screws 4pcs	 Fixing bracket 4pcs	4pcs	4pcs
			4pcs	1pcs



**Step 1**  
Connect table to the table legs



**Step 2**  
Connect the connecting bracket to the table legs



**Step 3**  
Connect the bench to the table legs

Step 4

1. Use a drill to drill holes in concrete, block or stone
2. Blow the dust out of the hole
3. Place the connection bracket on the table leg
4. Fix the screws flush with the bracket into the drilled holes
5. Repeat the above steps on the remaining brackets

