





Installation 141-3


To avoid scratches and swallowing parts, please do not install by children!

Hardware List		Hardware List	
	1		1
	1		4
Ottoman seat		Seat cushion	
Sofa cover		Legs and 8x70mm screws	


1 Unzipper the base cloth, take out the sofa seat bag and feet and other accessories, and then close the zipper.



2 Put on the sofa cover. Be careful to loosen all the zippers first. The mesh goes on the bottom of the couch. Suggestion: you'd better not remove the protective strip before finish putting the cover on.



3 Secure the legs of the sofa.



4

