
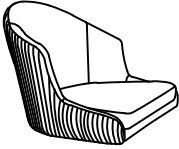


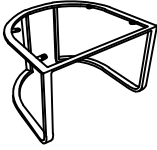

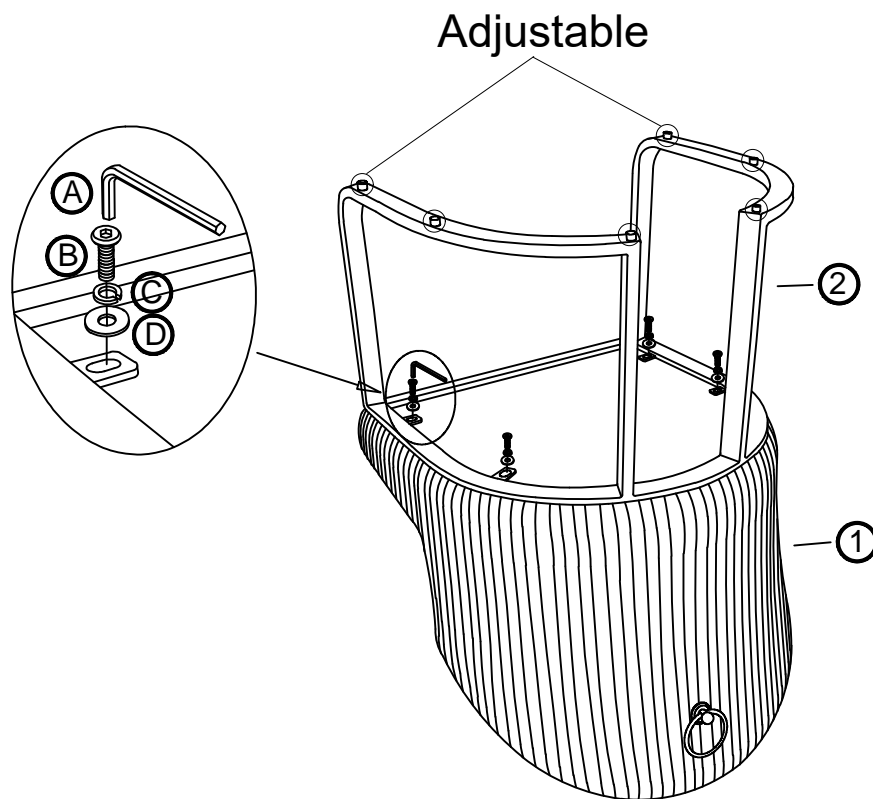


ASSEMBLY INSTRUCTIONS FOR ITEM NO:SC370-SC377

HARDWARE LIST					PARTS LIST			
NO.	DESCRIPTION	SKETCH	SIZE	QTY	NO.	DESCRIPTION	SKETCH	QTY
Ⓐ	Allen Key		4MM	1PC	①	Cushion		1PC
Ⓑ	Bolt		M6*20	4PCS				
Ⓒ	Spring shim		Ø6	4PCS	②	Base		1PC
Ⓓ	Gasket		Ø16*Ø6	4PCS				

STEP 1



ASSEMBLY INSTRUCTIONS FOR
ITEM NO: SC370-SC377

STEP 2

