






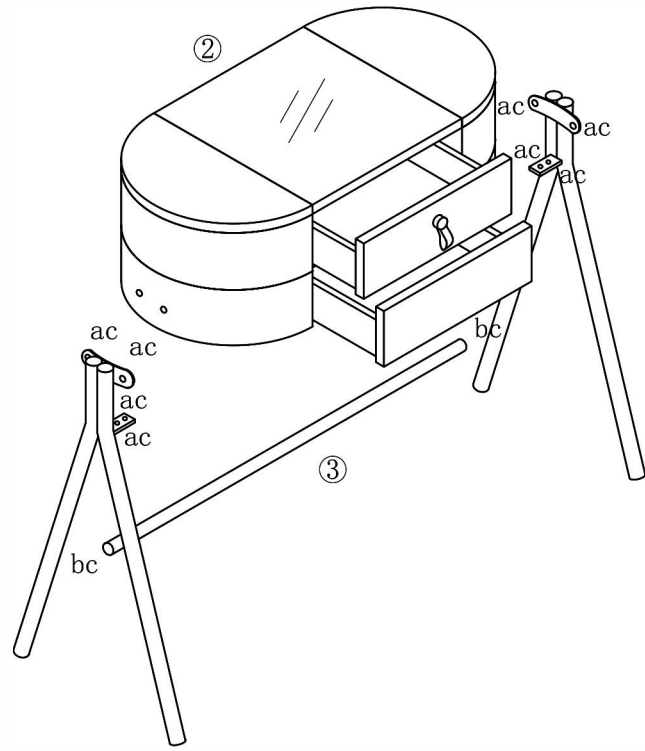


**INSTALLATION AND USE INSTRUCTIONS**

Number	Parts	Description
①		Mercury Mirror
②		Cabinet
③		Stand

Number	Description	Quantity
a		Large flat screws*8
b		Large flat screws*2
c		meson*10
d		Hexagonal Spoon*2



a	x 8	b	x 2	c	x 10
