
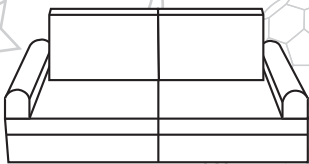


1 TAKE OUT THE MODULAR SOFA

Carefully cut open the thick plastic packaging (two layers of packaging) with scissors or other appropriate tools, making sure not to damage the sofa or its components.



3-5 minutes

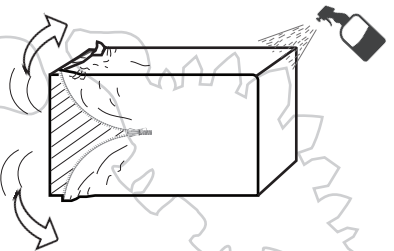


2 WAIT FOR 5 MINUTES

Wait quietly for 3-5 minutes to allow the sofa to expand to its original thickness and shape. This may take some time, so please be patient.


3 EASY TO REMOVE & MAINTENANCE INSTRUCTIONS

Open the zipper, easily take out the sofa cover for cleaning. Do not use bleach or hot water as this may damage the texture and colour of the sofa cover. You can use a mild detergent. Apply the detergent to the surface of the sofa cover. After about five minutes, clean with a rag and let it dry

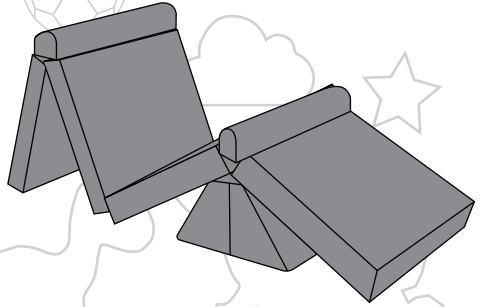


4 Various Styles

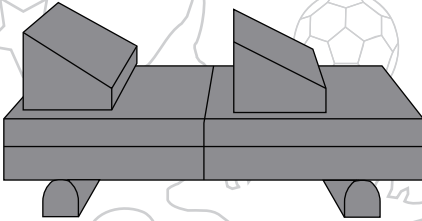
After unboxing this children's sofa, the outer cover will wrinkle and can be restored to its original shape after two days.



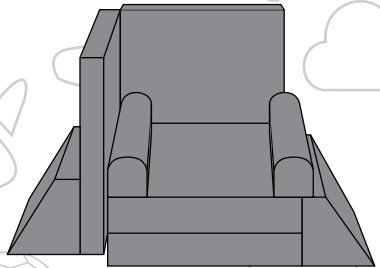
Shape I



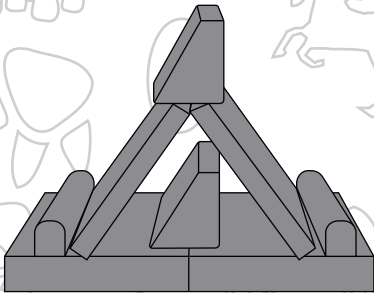
Shape II



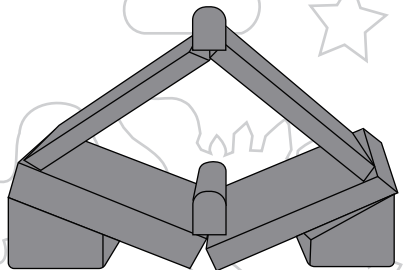
Shape III



Shape IV



Shape V



Shape VI