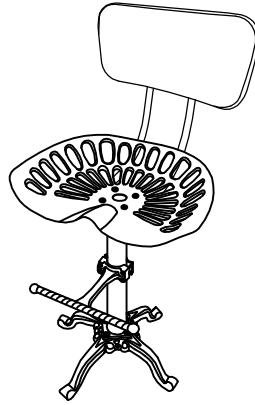
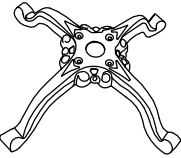





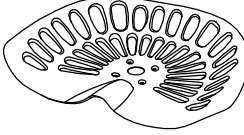

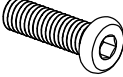
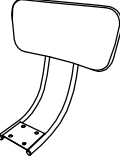






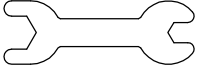


Assembly Instructions

TRACTOR SEAT STOOL WITH BACK

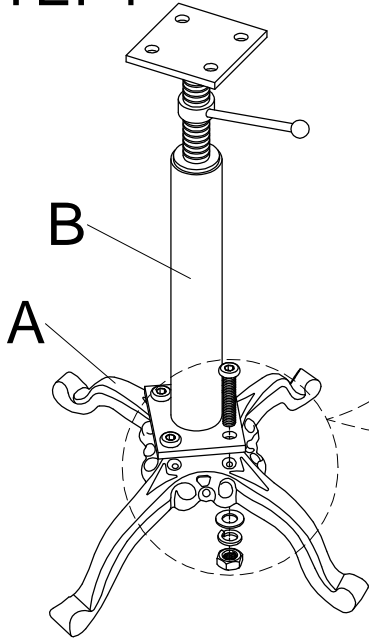


NO.	PART	DESCRIPTION	Q'TY	NO.	PARTS	DESCRIPTION	Q'TY
A		Base	1PC	G		Allen Head Bolt 1/4" × 1"	4PCS
				H		Flat Washer Ø12*T1.0	8PCS
B		Leg	1PC	I		Spring Washer Ø10	8PCS
				J		Hexagonal Nut 1/4"	8PCS
C		Seat	1PC	K		Allen Head Bolt 1/4" × 2"	4PCS
				L		Allen Head Bolt 5/16" × 1"	4PCS
D		Back	1PC	M		Flat Washer Ø20*T1.0	4PCS
				N		Spring Washer Ø12	4PCS
E		Foot Rest	1PC	O		Hexagonal Nut 5/16"	4PCS
				P		Allen Head Wrench 4MM	1PC
F		Bracket	1PC	Q		Open-end Wrench	1PC

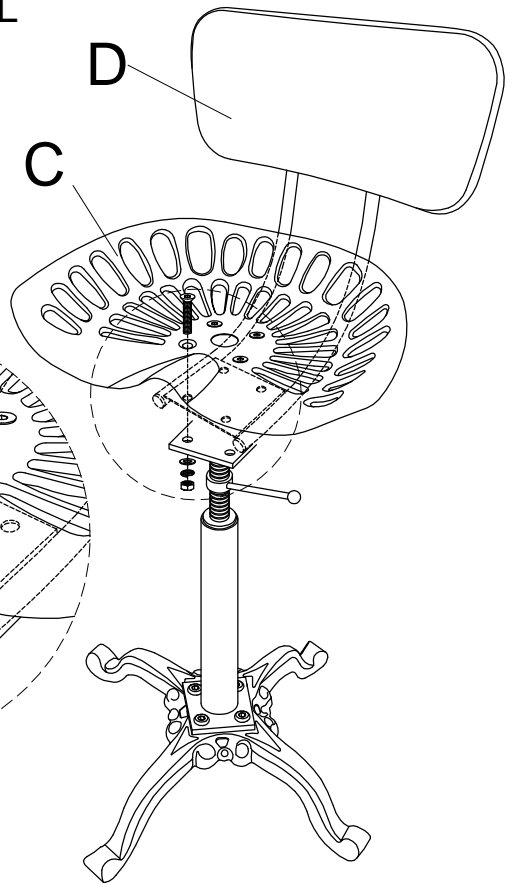
Assembly Instructions

TRACTOR SEAT STOOL WITH BACK

STEP 1



STEP 2



STEP 3

