




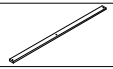

# ASSEMBLY INSTRUCTION

MODEL NO:  
FOR SIDE RAIL


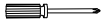
(BOX 1)  
BOX OF HEADBOARD & FOOTBOARD

ITEM	DRAWING	DESCRIPTION	QTY
A		HEADBOARD	1
B		FOOTBOARD	1

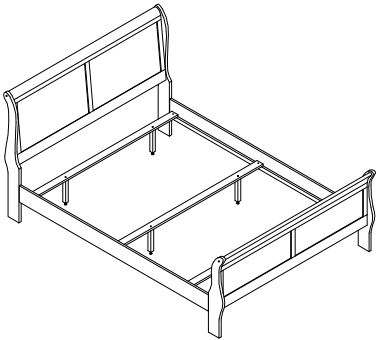
(BOX 2)  
BOX OF SIDE RAIL

ITEM	DRAWING	DESCRIPTION	QTY
C		SIDE RAIL	2
D		WOODEN SLAT	3
E		WOODEN SUPPORT	6

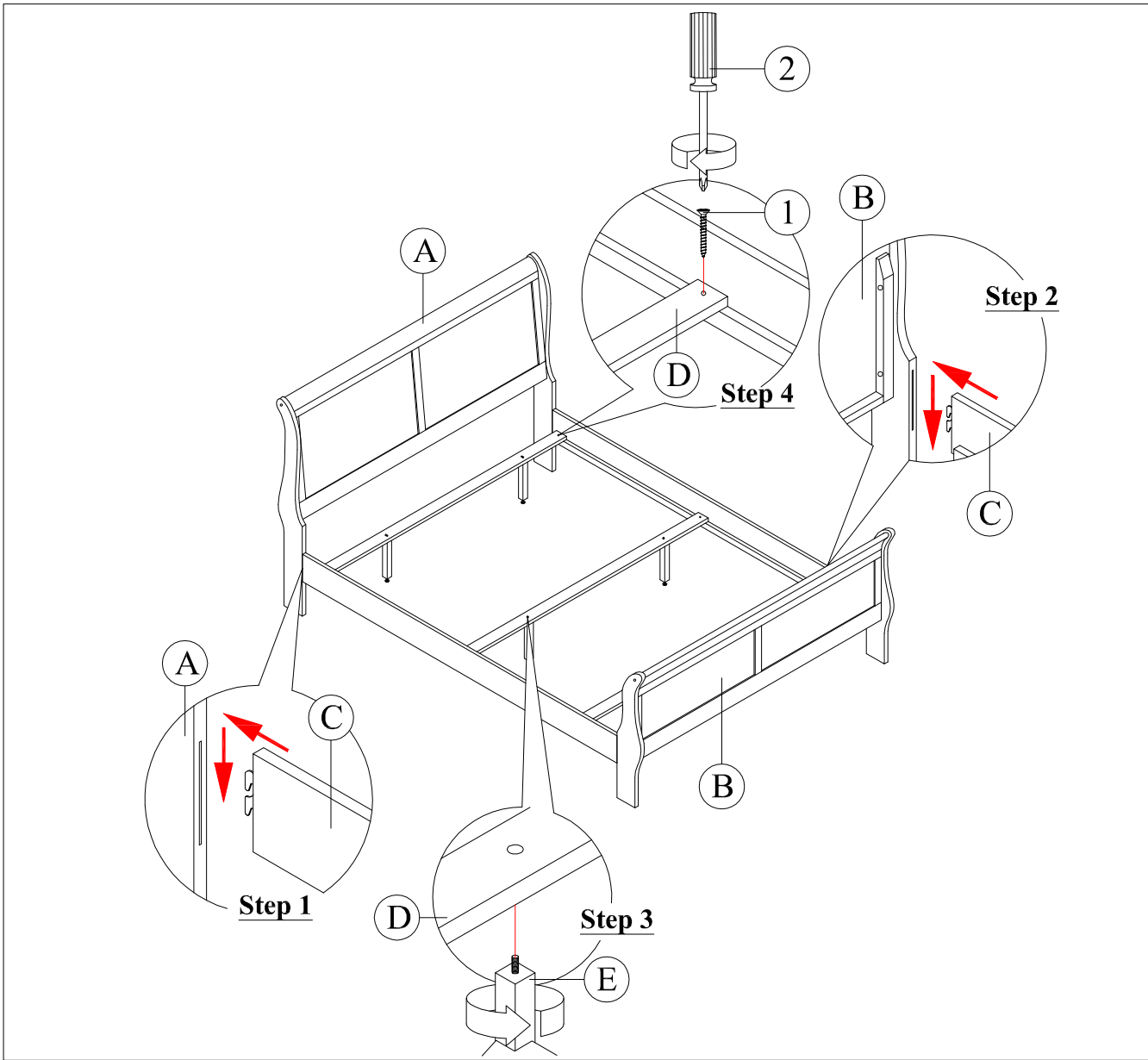
(BOX 2)  
HARDWARE LIST

ITEM	DRAWING	DESCRIPTION	QTY
1		CB SCREW (M4 x 32mm)	6
2		SCREW DRIVER (*)	1

The manufacturer does not provide item 2.



**COMPLETED EK BED  
ASSEMBLY**



**THE HARDWARE IS LOCATED IN THE PACKING ITEMS**

NOTE : MUST TIGHTEN SCREWS PERIODICALLY. WITH USE SCREWS MAY BECOME LOOSE.  
CHECK TIGHTNESS OF ALL SCREWS EVERY 6-8 WEEKS.

**CLEANING INSTRUCTION**

After assembled, clean & polish the completed parts if necessary with soft cloth and industrial recognized furniture polish

**MADE IN MALAYSIA**