








ASSEMBLY INSTRUCTIONS

CHAIRSIDE TABLE

Thank you for purchasing this quality product. Be sure to check all packing material carefully for small parts that may have come loose inside the carton during shipment.

Parts key				Hardware kit			
No	Code	Qty	Description	No	Description		Qty
1	A	1 pc	Table top	A	 Hex Bolt M6 x 15mm	4 pcs	
2	B	2 pcs	Leg assembly	B	 Hex Bolt M6 x 35mm	6 pcs	
3	C	1 pc	Shelf	C	 Flat washer M6 x 16	16 pcs	
4	D	4 pcs	Floor leveler	D	 Lock washer M6	10 pcs	
				E	 Hex Nut M6	6 pcs	
				F	 Wrench 10	1 pc	
				H	 Wrench 10	1 pc	

