

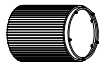






ASSEMBLY INSTRUCTIONS

30030 TABLE

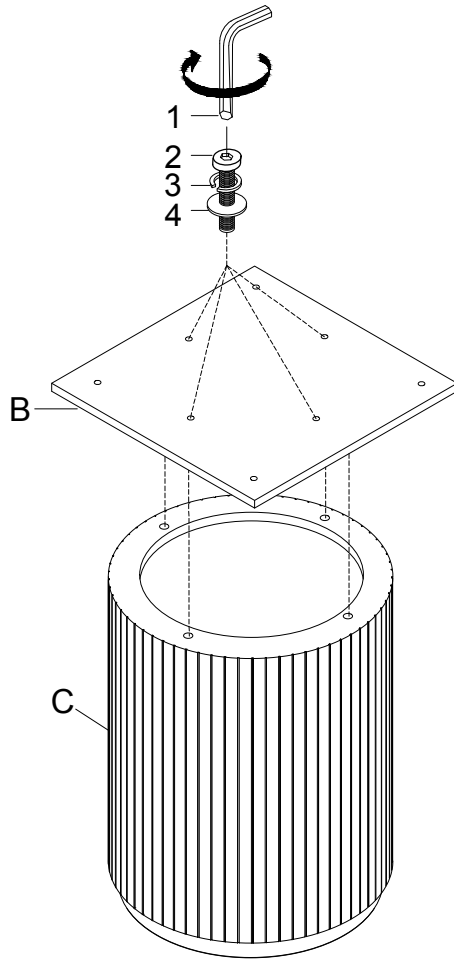
PARST LIST

No.	DESCRIPTION	SKETCH	Q'TY
A	TOP		1PC
B	CONNECT PANEL		1PC
C	LEG		1PC

HARDWARE LIST

NO.	DESCRIPTION	SKETCH	Q'TY
1	ALLEN KEY 5MM		1PC
2	BOLT Ø5/16"*35MM		8PCS
3	SPRING WASHER Ø5/16"		8PCS
4	FLAT WASHER Ø5/16"X19MM		8PCS

Step 1



Step 2

