
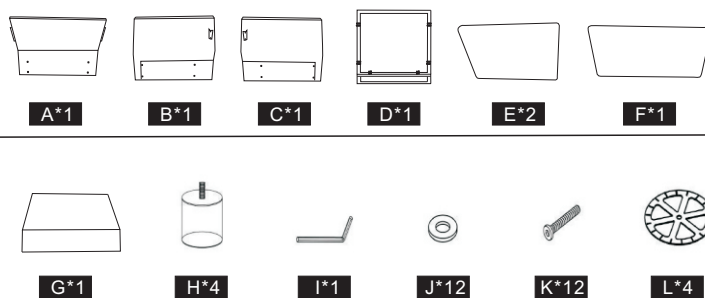



# ASSEMBLY INSTRUCTIONS

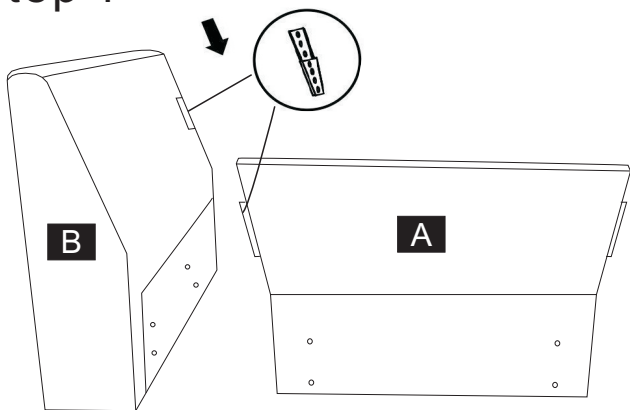
## Accent chair



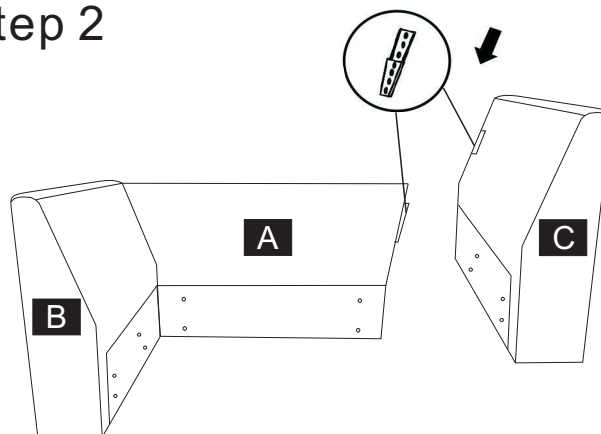
# Single sofa



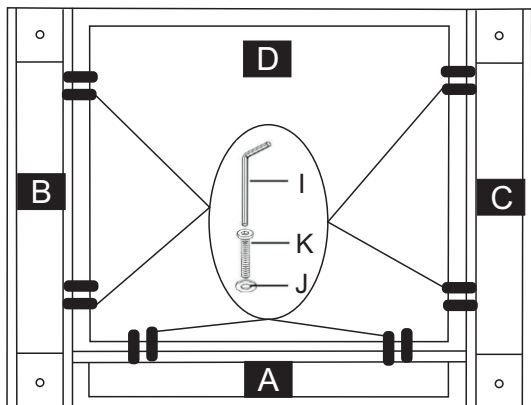
## step 1



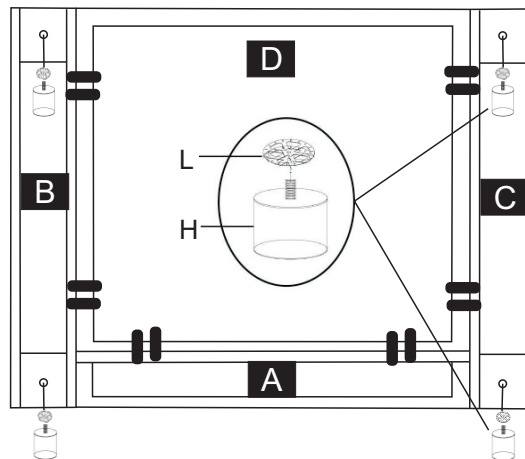
## step 2



## step 3



## step 4



After aligning the holes, insert bolts and adjust them for a secure fit. Then install the four legs.

# Frequently Asked Questions

## **1: What should I do if my shipment is damaged or products received are defective?**

We're sorry to hear that! Please message us and provide a detailed description of the damage, as well as photos (or videos, where appropriate) showing the damage. We will do our best to resolve the issue as soon as possible.

## **2: Could I return the product if I'm not satisfied?**

We put quality as one of our top priorities – We work with experienced manufacturers and have every piece of our product going through strict quality control process. However, if you still unsatisfied, it is recommended to return within 30 days of the date you received the product. You can message us with your reason of returning so we can facilitate the request and issue return authorization to you.

## **3: How to contact you if I have some problems?**

Easy! Just message us and provide a detailed description about your problem, we are willing to help you and respond with 24 hours.