


## UVA Fly Insect Trap



User Manual (Mode:UVLA1001)

Thank you for using Mosalogic UVA Fly Trap.  
Please read this manual carefully before use.

### About Mosalogic

Mosalogic is an industry-leading electronics brand that is dedicated to enhancing well-being and prides itself on crafting innovative products that elevate your daily life. Our main objective is to provide our customers with a no-flies zone in their home or business, ensuring that they feel secure and protected.

### About Product

An indoor insect control solution featuring UV LEDs to attract houseflies, fruit flies, and gnats, coupled with a stronger sticky card for trapping. Additionally, it includes an orange night light for gentle illumination. This system draws insects onto adhesive backing, avoiding direct contact. With continuous 24/7 attraction, it effectively controls flying insects while creating a cozy ambiance.

### Note

Our enhanced uv fly trap has 4 UV bulbs at 365nm and 4 at 395nm for better attraction. It cycles wavelengths every 20 minutes. Partial bulb illumination is normal. For results, allow 7-15 days with the Mosalogic Fly Insect Trap.

### Warranty and Service

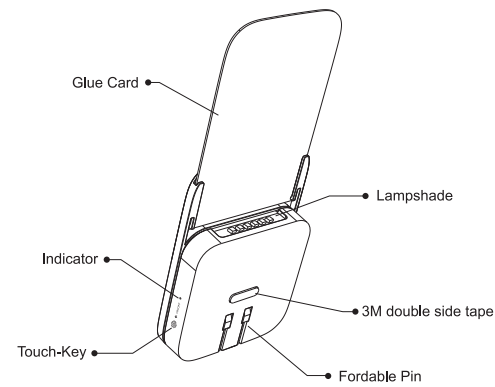
We stand behind our products, and all purchases come with a one-year warranty. If you have any questions or concerns during your experience with our products, our customer service team is available via email. We will respond as soon as possible to ensure that you are satisfied with your purchase.

### What You Get

UVA Fly Insect Trap  
Sticky Cards  
User Manual

Website: [www.mosalogic.com](http://www.mosalogic.com)  
Email: [support@mosalogic.com](mailto:support@mosalogic.com)

### Features

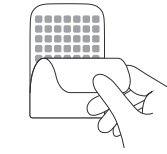


### Specification

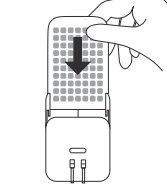
Model	UVLA1001
Input	100V~240V AC
Current	0.1A
Rated Power	1.5W max
Dimensions	4.3"L x 2.9"W x 0.8"H
Weight	65g

### How to Install


1. Remove the protective film on both sides of the refill.



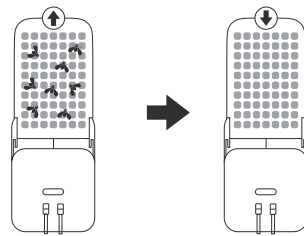
2. Insert the refill into the device base.



3. Plug the trap into a wall socket near common insect hangouts. The trap should be positioned UPRIGHT. blue light is on, it starts to work.



4. Keep the trap plugged in 24/7. When full, unplug the trap and replace with a new refill.



### Operation

How to change	
Time	The status of indicator and UVA Smart light
Start working after plugging into the socket (on default UVA light mode)	The white indicator and the UVA Smart Light will be on
Press the button once to enter the night light's always on mode	The white indicator keeps on, the UVA Smart Light will change to the yellow light
Press the button for the second time to enter auto-sensing mode	Automatically detects and controls the night light mode

### Q&A

1. Why does it work?

A: The principle is to make use of the phototaxis of flying insects. With the help of glue board, flying insects can be caught.

2. How many fly removers are there on the market?

A: Sticky fly catcher, electronic bug zapper and airflow fly trap.

3. Which insects can be killed?

A: fruit flies, house flies, insects, moths and so on.

4. How long is the service life of 8pcs LED beads?

A: They can last more than 20000 hours.

5. Where is the best place to use ultraviolet traps?

A: We recommend it near indoor plants, kitchen fruit baskets and garbage cans.

6. Is the product waterproof?

A: No.

7. How is the product powered? Ac adapter? Battery?

A: It comes with a foldable pin, and the fly trap works after it is plugged into the socket.

8. Can I use pesticides at the same time?

A: Yes

9. Is it referring to US regulations? Can it be used elsewhere?

A: It's designed for use in North America only. If you intend to use it in other countries, please prepare an adapter.

### Cautions! - Enhanced Safety Warnings

- DO NOT put the product into water and disassemble or modify this product.
- KEEP OUT OF REACH of children and pets to prevent accidents or injury.
- NEVER insert objects into the unit while it is operating to avoid damage or hazard.
- IN CASE OF EMERGENCY, such as a product malfunction or if a fire occurs, immediately unplug the unit and contact customer service for assistance.
- Remember to use this device responsibly and always follow these precautions to ensure your safety.
- DO NOT look directly at the light under the mode of UV light mode.

### INSTRUCTIONS PERTAINING TO A RISK OF FIRE, ELECTRIC SHOCK OR INJURY TO PERSONS:

#### IMPORTANT SAFETY INSTRUCTIONS

**WARNING:** When using electric products, basic precautions should always be followed, including the following:

- Read all instructions before using the product
- To reduce the risk of injury, close supervision is necessary when product is used near children. All pest control items should be kept out of reach of children and pets
- DO NOT put fingers, hands, metal or other foreign objects in the product.
- No user serviceable parts.
- Do NOT use outdoors
- To reduce the risk of electrical shock, do not put in water or other liquid. Do NOT place or store trap where it can fall or be pulled into a tub or sink.
- Use only our brand refill cartridges with the device.

### CAUTION

Risk of UV exposure. Skin or eye damage may result from directly viewing the light source at the surface for more than 8 hours. The cartridge activates an interlock provided in the base to reduce the risk of excessive Ultraviolet (UV) Radiation. DO NOT defeat its purpose or attempt to service without removing cartridge completely.

This product is not a toy and is intended for adult use only. Use only in a properly functioning 100~240Vac-volt electrical outlet. DO NOT use with extension cords. DO NOT DISASSEMBLE OR MODIFY THE TRAP IN ANY WAY.

We will not be held responsible for damage, injury or poor performance caused by use of any other refills with the device

### FCC STATEMENT AND CAUTION

This device complies with part 15 of the FCC Rules. Operation is subject to the following two conditions:

(1) This device may not cause harmful interference, and (2) this device must accept any interference received, including interference that may cause undesired operation.

Certifies that this Bug zapper, BZ1001 has been tested and found to comply with the limits for a Class [A/B] digital device, pursuant to Part 15 of the FCC Rules. These limits are designed to provide reasonable protection against harmful interference when the equipment is operated in a commercial environment.

Responsible Party: Versogo Tech (Shenzhen) Co., Ltd.  
Address: F3-4 No.3 Xialingpai New Industrial Zone, Dalang Street, Longhua District, Shenzhen, 518109, China.