

# Thank you for your order!

We appreciate your business. Additional information on your product may be available on our website.



Happy?

Wonderful! We are very glad.  
Please share your experience with  
us and others. It helps us know  
what you like best!

- Review this product

Search the item # from the home page to find the product. Leave your review under the review tab on the product's page!

- Follow us on Facebook and Instagram!



Not happy?

Please give our  
customer service  
We are here to help.

- Missing parts?
- Having trouble with assembly?

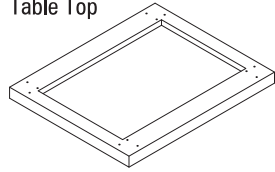
# Slate Faux Concrete Low Side Table



## Parts

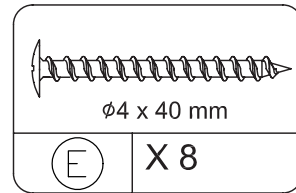
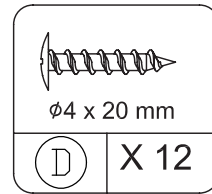
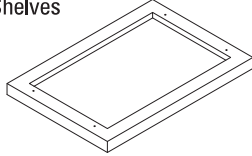
**Ax1**

Table Top



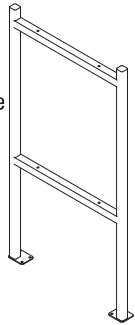
**Bx2**

Shelves



**Cx2**

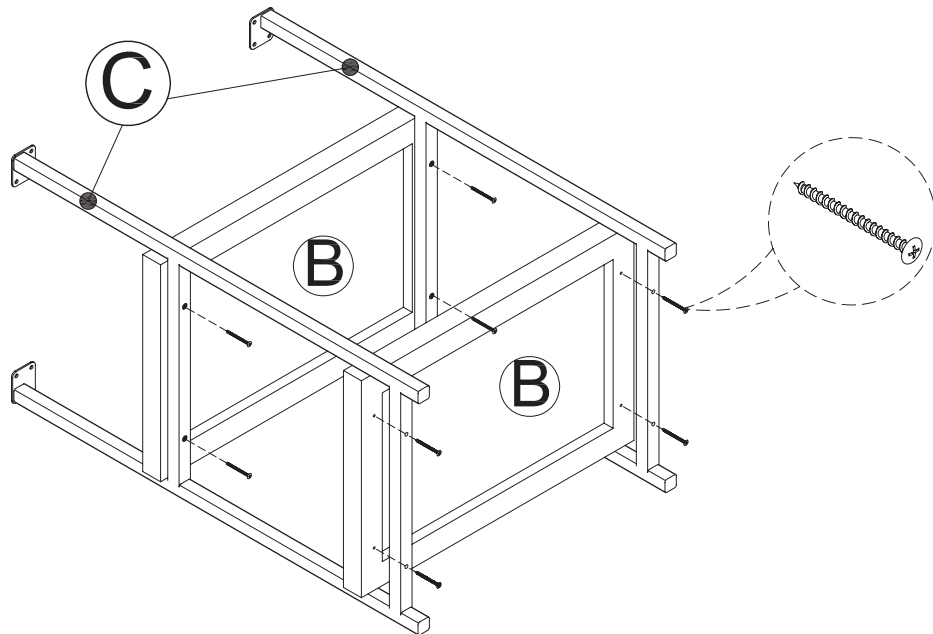
Side Frame



## Assembly

- 1 Mount table frames (C) to shelves (B) through predrilled holes using long screws (E).

**NOTE:** Finger tighten screws until fully assembled, unless instructed to "tighten fully".



## Assembly cont'd

**2**

- 2 Lay table top (A) face down on the floor. Invert assembly and attach frames to table top with short screws (D). Tighten Screws.

