

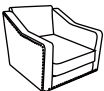





# ASSEMBLY INSTRUCTION

CVFZR6165

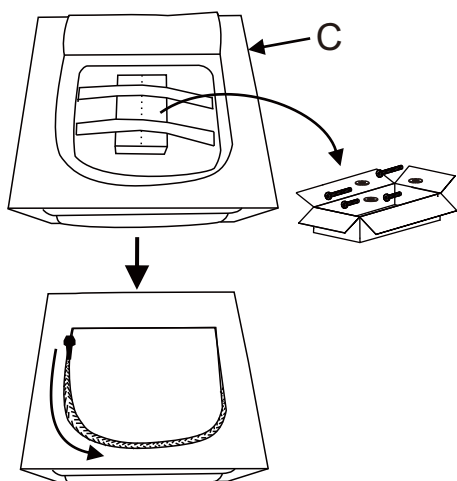
## PARTS

S.No.	DESCRIPTION		QTY
A		Front foot	2
B		Back foot	2
C		Seat frame	1
D		Back cushion	1

## HARDWARE

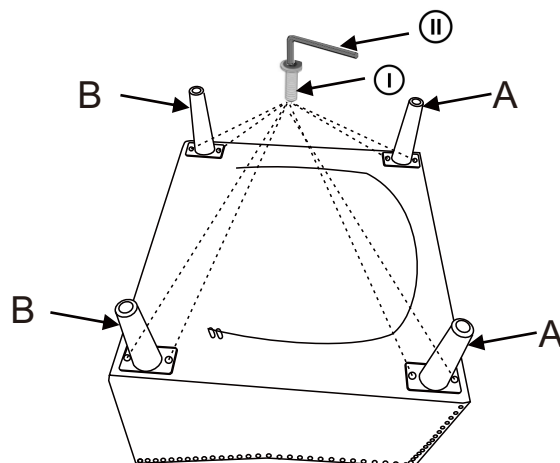
S.No.	DESCRIPTION		QTY
①		FALLEN BOLT M8*18MM	8
②		ALLEN KEY M6	1

### STEP 1



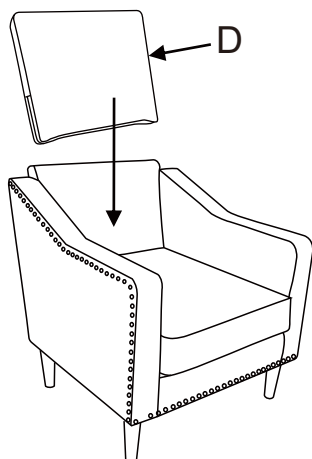
Remove the tool box from the bottom of the seat and zip it up.

### STEP 2



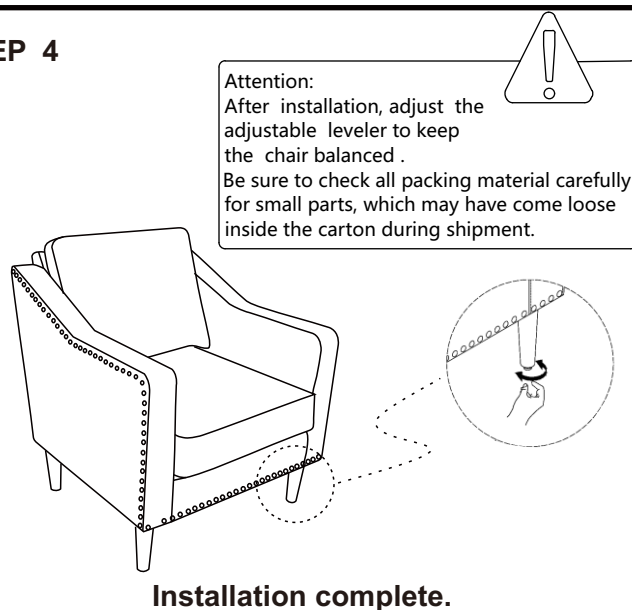
Install the foot support at the bottom of the seat.

### STEP 3



Put the Back cushion on the chair.

### STEP 4



Installation complete.

MADE IN CHINA