




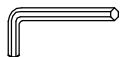
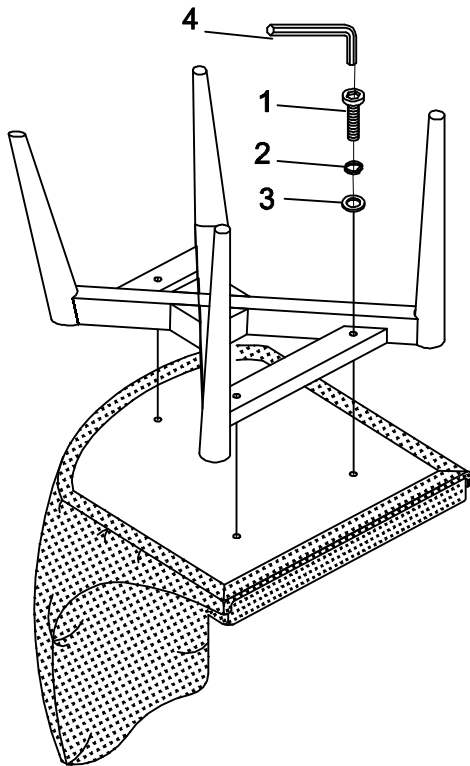


# Assembly Instruction

ITEM: DINING CHAIR

PART LIST				HARDWARE LIST				
A	FRAME LEG		1 PC	1	BOLT-SMALL		1/4"X1-1/2"	3 PCS
B	SEAT		1 PC	2	SPRING WASHER		1/4"	3 PCS
				3	WASHER		1/4"X19mm	3 PCS
				4	ALLEN WRENCH		4mm	1 PC

## STEP 1



## STEP 2

Assembly completed

