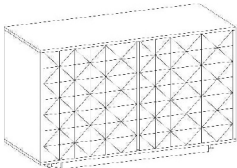






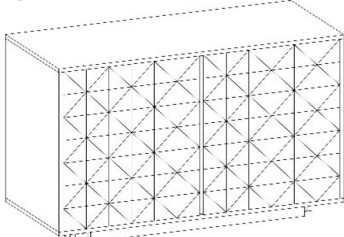


ASSEMBLY INSTRUCTIONS

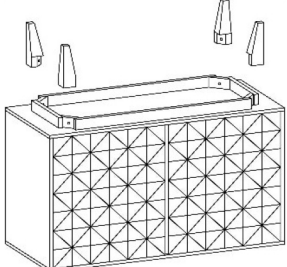
ITEM# 22050205017 GINETT MOP FRONT CABINET

PART LIST				HARWARE LIST			
S. No.	DES	QTY	PHOTO	S. No.	DES	Qty	PHOTO
1	BOX	1		1	Allen Key	1	
				2	Bolt	4	
2	LEG	4		3	Washer	4	

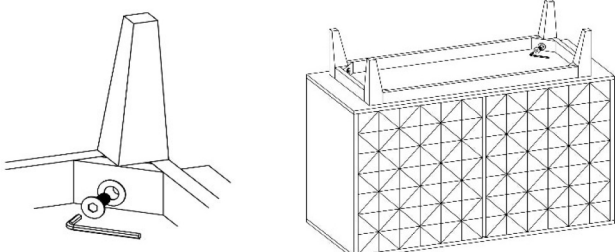
Step-1- keep upside down on the soft surface



Step-2



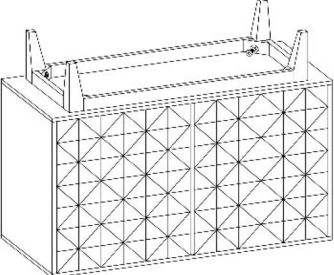
Step-3



Final



Last Step



We Design What You Need