



Riverby®
Top-mount Kitchen Sink
K-5479-4

Features

- 25-inch minimum base cabinet width.
- Single bowl.
- 4 faucet holes (-4).
- 5-1/4-inch depth.
- Includes cutout templates.

Material

- KOHLER enameled cast iron.

Installation

- Top-mount.

Recommended Accessories

K-9000 P-Trap

Optional Accessories

K-8801 Sink Strainer



ADA

Codes/Standards

ASME A112.19.1/CSA B45.2

ADA












ICC/ANSI A117.1

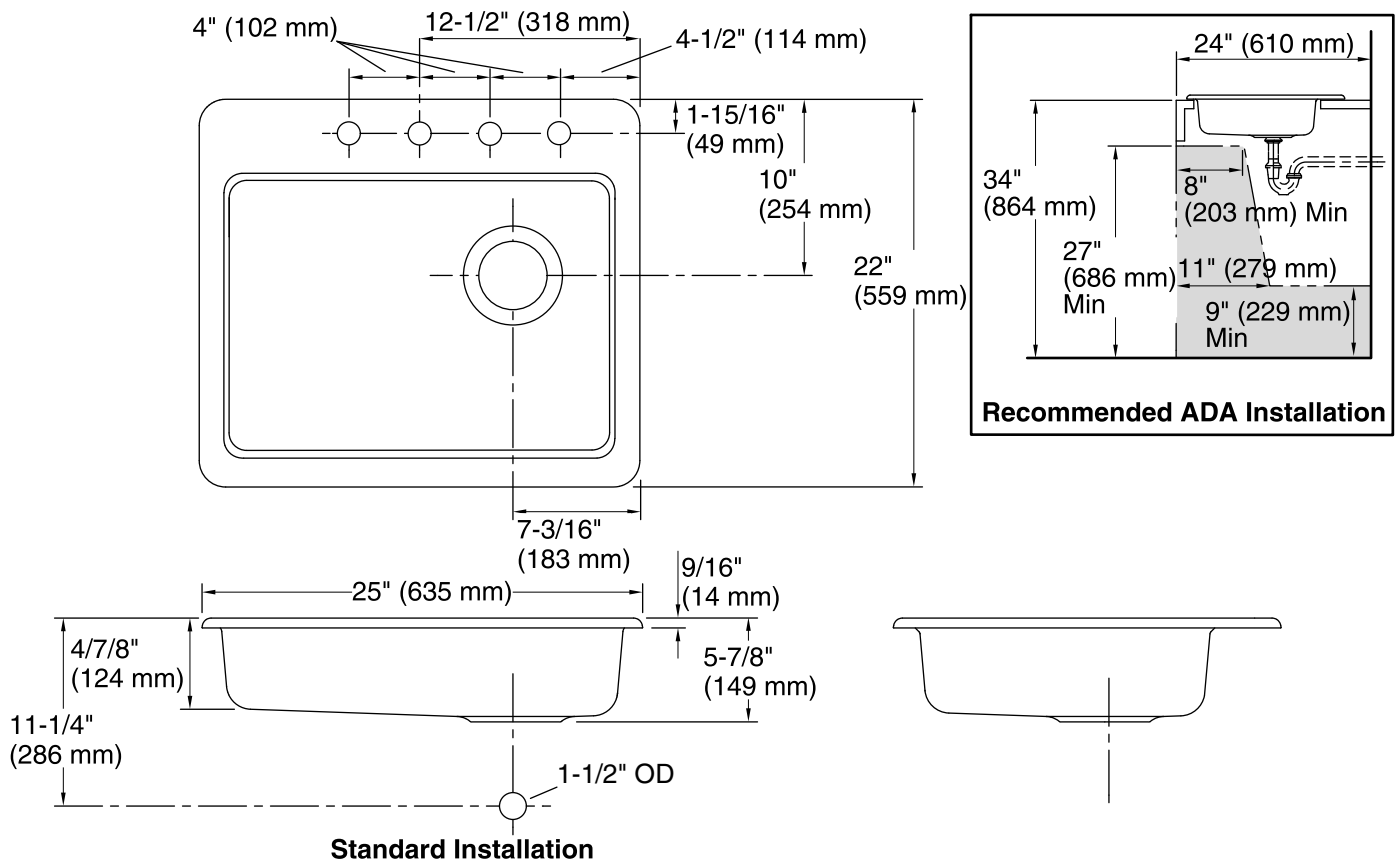
KOHLER® Enameled Cast Iron Kitchen Sink - Lifetime Limited Warranty

See website for detailed warranty information.

Available Color/Finishes

Color tiles intended for reference only.

Color	Code	Description
	0	White
	FF	Sea Salt™
	96	Biscuit
	47	Almond
	FD	Cane Sugar™
	95	Ice™ Grey
	G9	Sandbar
	K4	Cashmere
	20	Suede
	KA	Black 'n Tan
	7	Black Black™



Technical Information

All product dimensions are nominal.

Installation:	Top-mount, Top-mount
Bowl area (Only)	Length: 22-1/4" (566 mm) Width: 17-1/4" (438 mm) Bowl depth: 5-1/4" (133 mm) Water depth: 5-1/4" (133 mm)
Number of deck holes:	4
Template:	1172565-7, required, included

Notes

Install this product according to the installation instructions.

NOTICE: Countertop manufacturer or cutter must use the cut-out template provided with the product, or a current one provided by Kohler Co. (call 1-800-4-KOHLER). Kohler Co. is not responsible for cutout errors when the incorrect cut-out template is used.

ADA compliant when installed to the specific requirements of these regulations.