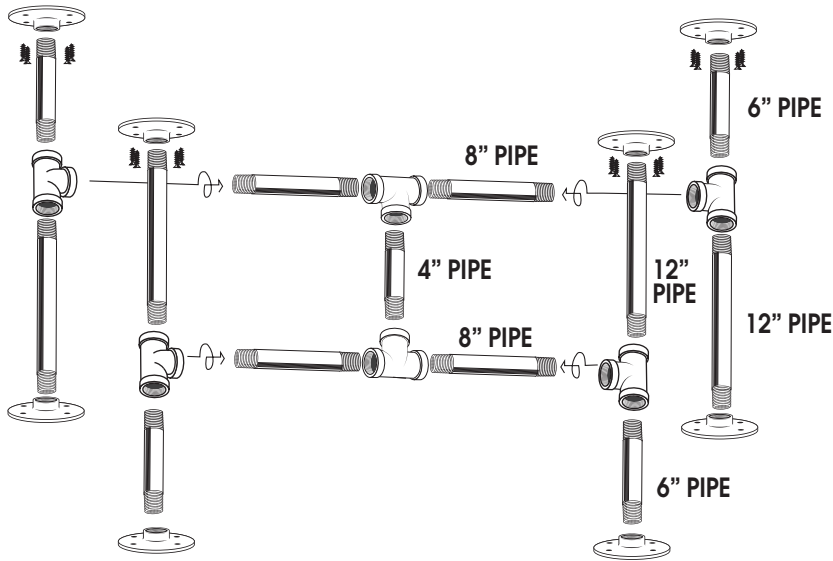
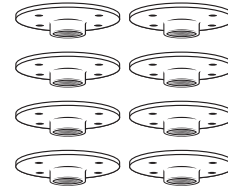


THANK YOU SO MUCH FOR PURCHASING OUR PRODUCT. IF YOU HAVE ANY TROUBLE PUTTING YOUR KIT TOGETHER OR MISSING PIECES PLEASE CONTACT US.




This kit is made of industrial grade authentic pipe. It is coated in oil post production to prevent rust. The kit should be cleaned and sealed to prevent rusting. See Clean and Seal sheet for more information on cleaning and sealing your pipe kit.


**A - 8 X FLANGES**



**E - 4 X 12" PIPE**



**B - 6 X TEES**



**F - 1 X 4" PIPE**




**C - 4 X 8" PIPE**



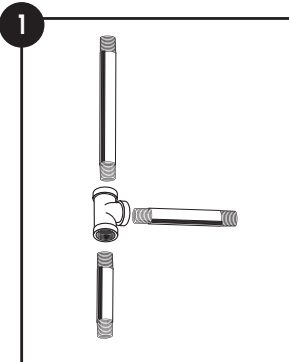
**G - 16 X 3/4" SCREWS**



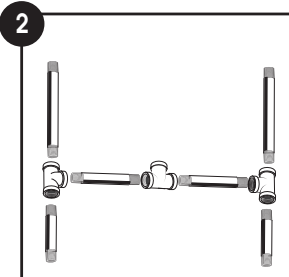
**D - 4 X 6" PIPE**



1. Assemble Each leg with a 12" Pipe(E), 6" Pipe(D), Tees(B) and 8" Pipes as shown in Box 1.



2. Connect legs with a Tee (B) in the middle. Pointing up to the 12" Pipe (E) as shown in Box 2.

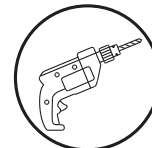


3. Connect both middle Tees(B) with the 4" Pipe (F).

4. Connect Flanges(A) to hand tightness to each leg. Screw Legs into table top with Screws (G). Loosen pipe and flanges a little bit to level table.

Flanges may scratch floor and pads are recommended.

**RECOMMENDED TOOLS**



**RECOMMENDED FOR ATTACHING LEGS TO TABLE TOP**