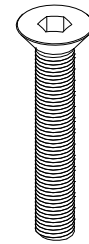


- 1>For additional stability, tight screws and posts as much as you can and place item against wall or corner.
- 2>Inspect product often and re-tight screws if necessary.
- 3>Supervise your pet the first time they use it.
- 4>**KEEP AWAY FROM CHILDREN TO AVOID ACCIDENT.**

- 1>Pour une sécurité accrue, bien serrer les vis et les montants et placer l'unité contre un mur ou dans un coin.
- 2>Nous vous conseillons de vérifier le produit souvent et de resserrer les vis au besoin.
- 3>Surveiller votre animal la première fois qu'il se sert du griffoir.
- 4>**PAR PRUDENCE, NE LAISSEZ PAS UN ENFANT JOUER AVEC CE GRIFFOIR.**



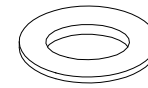
1x



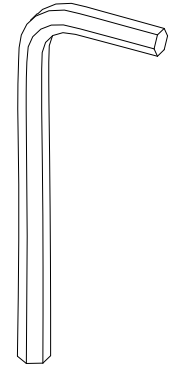
1x



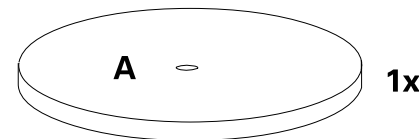

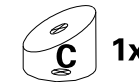
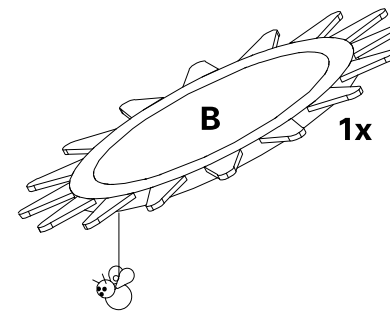
1x

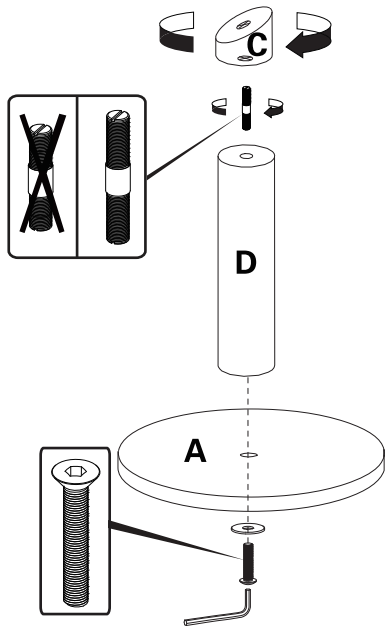
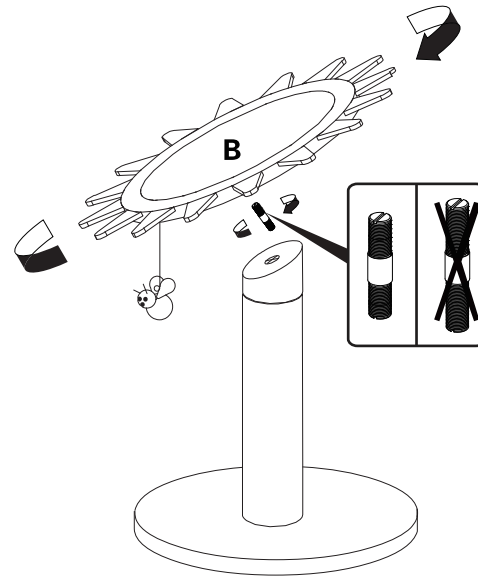


1x



1x



**1****2****Warning:**

Lift the whole product to move around, do not slide  
 Manufacturer and retailers are not responsible for any  
 damaged-on floors and other places/ objects caused by  
 improperly moving the product.

**Cleaning Tips:**

Please use lint roller

Vacuum gently small areas such as perch if necessary.

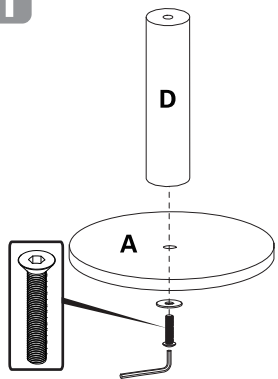
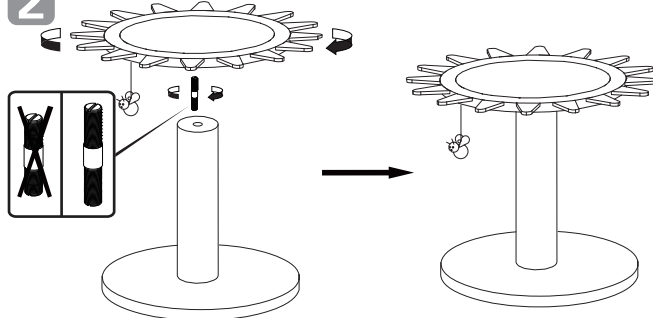
**Avertissement:**

Toujours soulever l'item pour le d é placer, ne pas glisser  
 Le fabricant et le d é taillant ne sont pas responsable  
 de tout dommage caus é par une mauvaise manipulation  
 du produit

**Conseils d'entretien:**

Utiliser un rouleau adh é sif

Utiliser un aspirateur lorsque n é cessaire, tel que sur les perchoirs

**Another Instruction Way****1****2****¡Advertencia!**

Levante todo el producto para moverlo, no deslizar  
 El fabricante y los minoristas (comercios) no son responsables del  
 daño al piso u otros lugares/productos causado por mover  
 inapropiadamente el producto.

**Consejos de limpieza:**

· Por favor use rodillo de pelusa

· aspire suavemente las áreas pequeñas como la percha si es  
 necesario