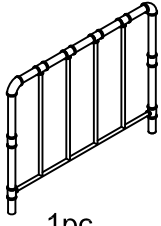
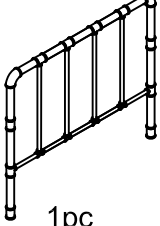
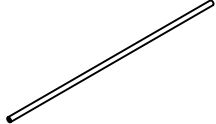
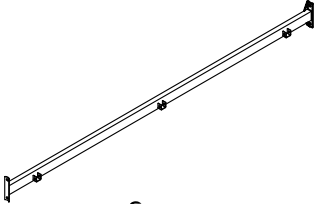
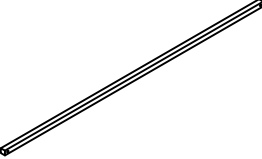








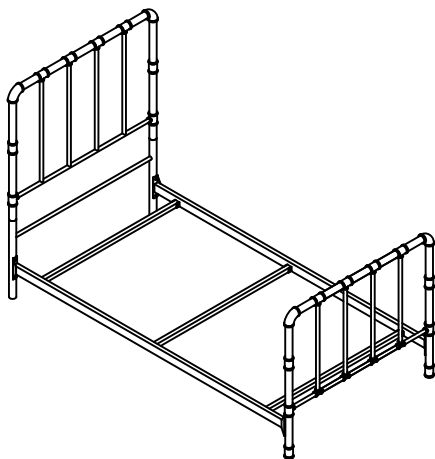


# ASSEMBLY INSTRUCTION




## METAL TWIN BED

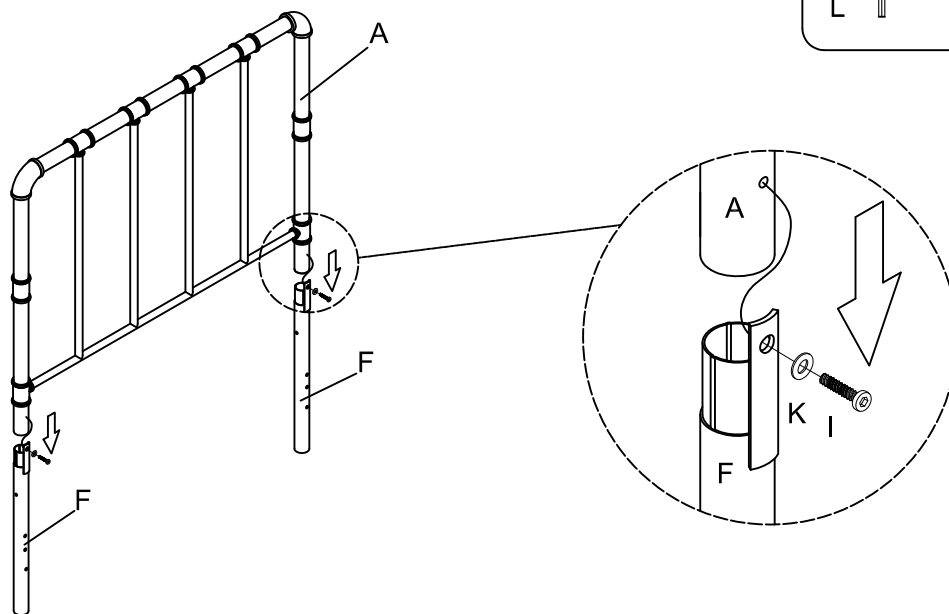
<b>A</b> Headboard  1pc	<b>B</b> Footboard  1pc	<b>C</b> Bar  1pc	<b>D</b> Side rail  2pcs
<b>E</b> Slats  3pcs	<b>F</b> Extension leg  2pcs	<b>G</b> Bolt 1/4",57mm  6pcs	<b>H</b> Bolt 1/4",44mm  6pcs
<b>I</b> Bolt 1/4",19mm  6pcs	<b>J</b> Nut 1/4",25mm  10pcs	<b>K</b> Flat washer  22pcs	<b>L</b> Allen wrench 4x4mm  1pc
<b>M</b> Wrench 11.3mm  1pc			





This page lists all the contents included in the box. Please take the time to identify the hardware as well as the individual components to this product. As you unpack and prepare for assembly, place the contents on a carpeted or padded area to protect them from damage.

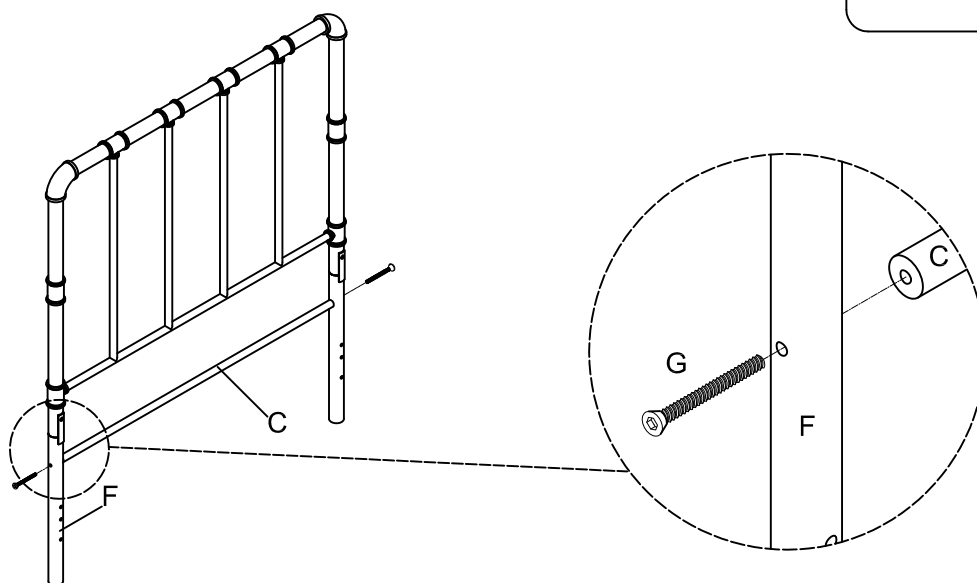
**1** Assemble the headboard (A) to the extension leg (F) with 2pcs bolts (I) and 2pcs flat washer (K), then fastened using allen wrench (L).

I		2pcs
K		2pcs
L		

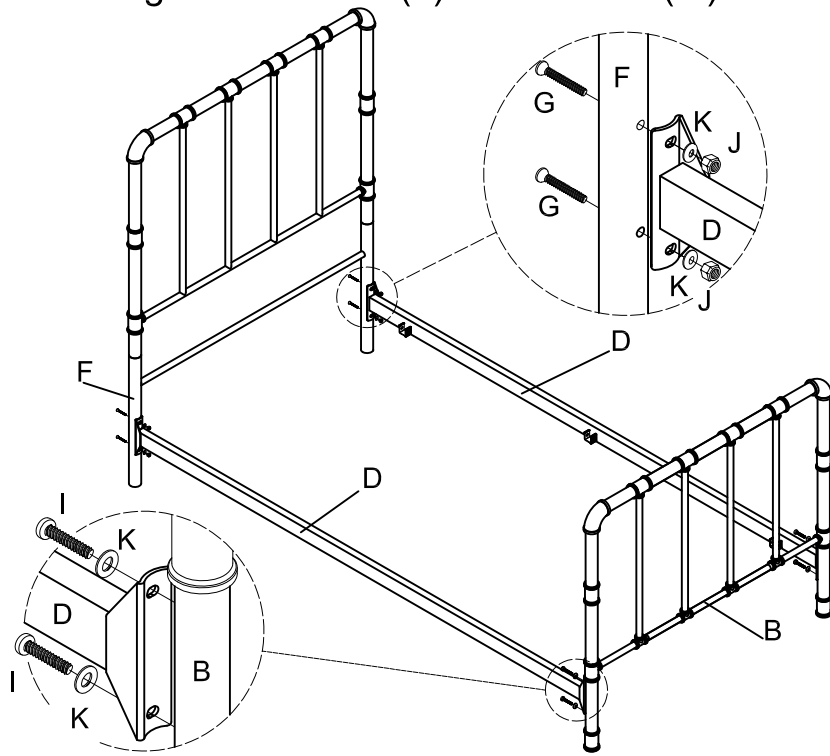


**2** Assemble bar (C) to the extension leg (F) with 2 pcs bolts (G), then fastened using allen wrench (L).

G		2pcs
L		

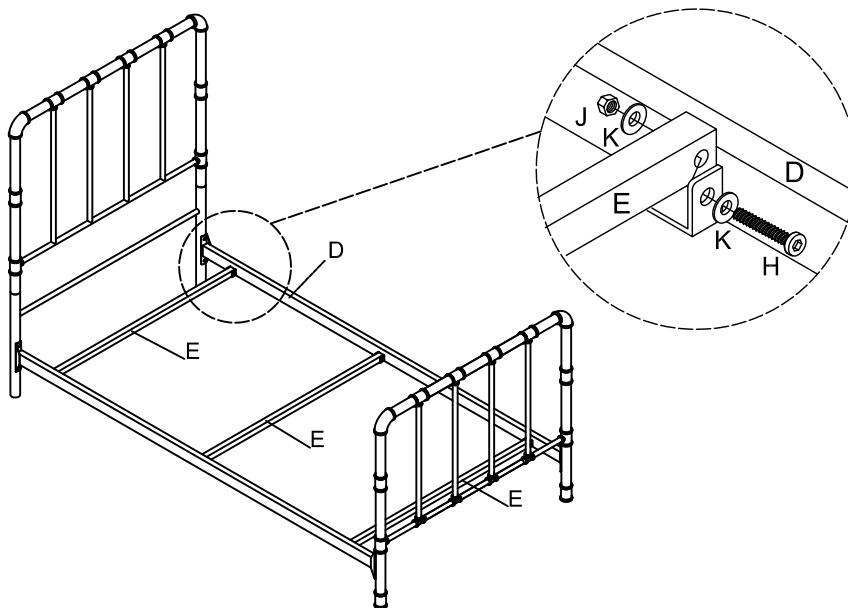


**3** Assemble the side rail (D) to the extension leg (F) and the footboard (B) with 4pcs bolts (G), 4pcs bolts (I), 4pcs nuts (J), and 8pcs flat washer (K), then fastened using allen wrench (L) and wrench (M).



G		4pcs
I		4pcs
J		4pcs
K		8pcs
L		
M		

**4** Assemble the slat (E) to the side rail (D) with 1pc bolt (H), 1pc nut (J) and 2pcs flat washer (K) for each end of slat (E), then fastened using allen wrench (L) and wrench (M).



H		6pcs
J		6pcs
K		12pcs
L		
M		

#### Cleaning & Care

Treat surface with care. Surface is resistant to scratches but is not scratch resistant. Clean surfaces with a dry or damp soft cloth. Do not use abrasive cleaners. Hardware may loosen over time. Periodically check that all connections are tight.