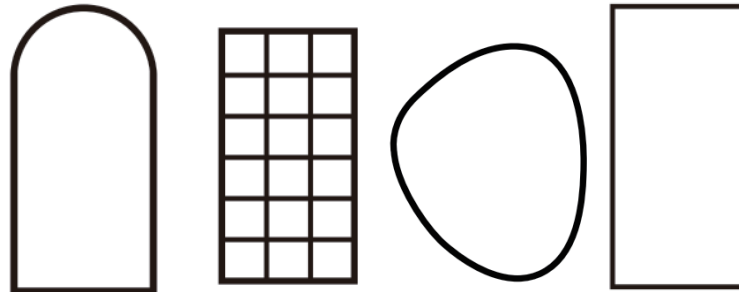



METAL MIRROR HANGING INSTRUCTION




Wall anchors and screws must be compatible with wall construction and materials and suitable for holding the weight of mirrors. If in doubt, seek professional advice.

Wall Fixing

When hanging a mirror onto a stud wall, please use a screw driver to drive screw to the wall, as the figure shown as follows, then hang the mirror on the wall.



When hanging a mirror to a hollow wall, please use both the screw and anchor, as the figure shown as follows, then hang the mirror on the wall.



CAUTION

Do not hang the mirror onto a damp wall, as the moisture will damage the backing and even the mirror itself. **Do not** strike the glass with hard or sharp objects. **Do not** put any too cold or hot subjects to the surface of mirror. **Do not** use washing powders or abrasive because these will damage glass.