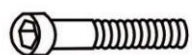
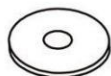


PARTS AND HARDWARE

Avoid using sharp objects such as a knife to cut open packing as you may accidentally damage the upholstery.



A (1) Bolt M8x55MM 4x
A (2) Bolt M8x50MM 5x



B. FLAT WASHERS
9x



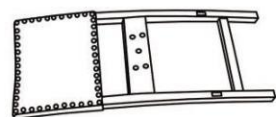
C. spring washer
9x



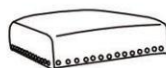
D. Allen key
1x



E. M4x45
6x



F. Backrest With Rear Legs
1x




G. Seat
1x




H. Adjustable
Footnail
4x




I. Front Leg
(Left)
1x



J. Front Leg
(Right)
1x

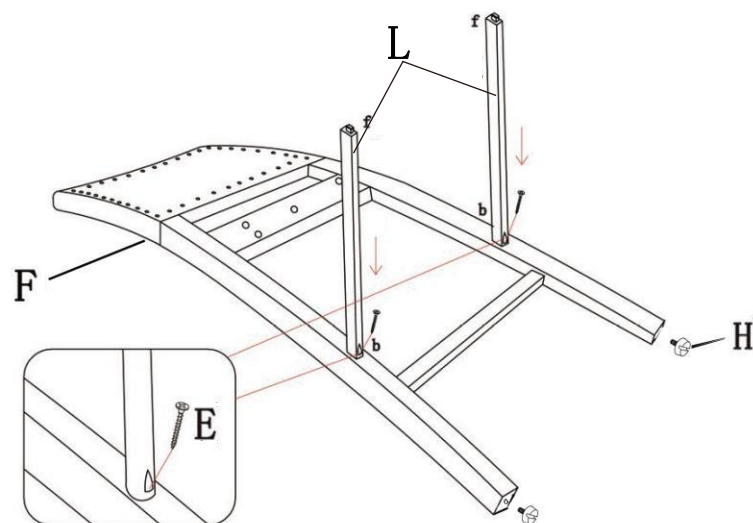


K. Front Rung 1x



L. Side Rung 2x

1

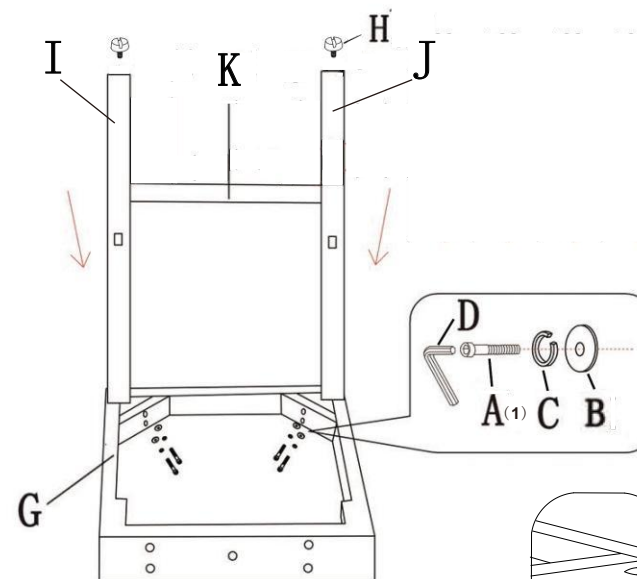


2-4

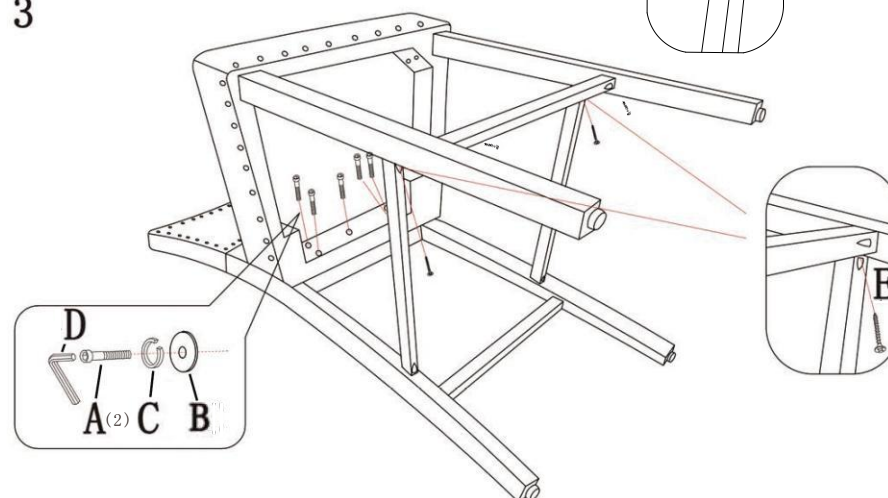
ASSEMBLY INSTRUCTIONS

Do not fully tighten bolts until assembly is complete

2

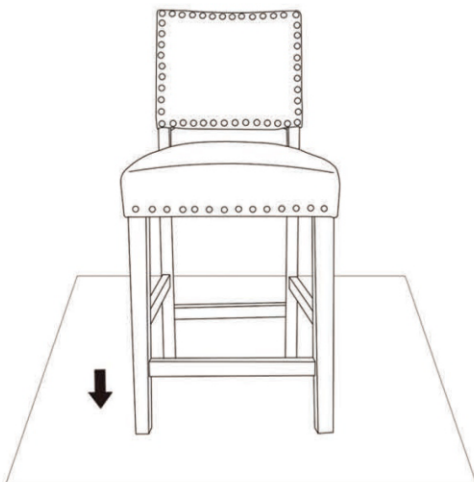


3

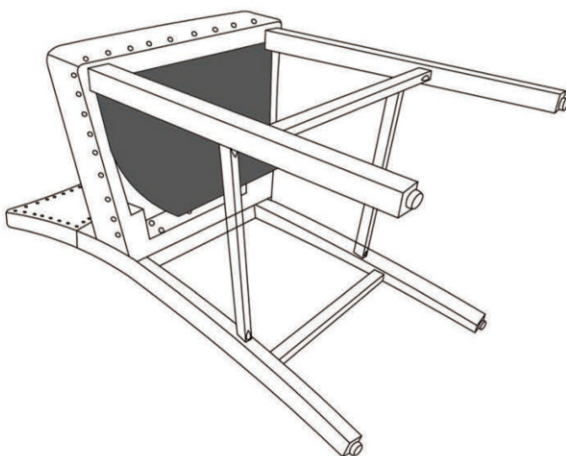


3-4

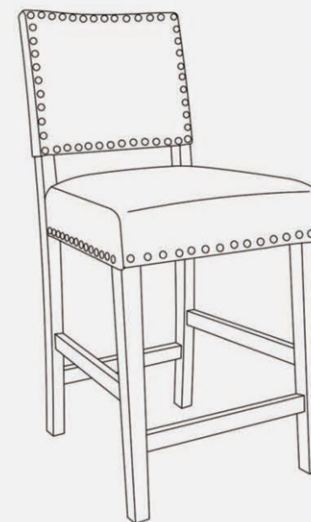
4



5



UPHOLSTERED BAR STOOLS



ADULT ASSEMBLY REQUIRED

If you are missing any parts or have any questions regarding assembly, please contact us On-line , and have this assembly manual open to the parts list ready to provide the model name and part name or number



WARNING: This product may contain small components, please ensure they are kept away from small children.