

























## USER MAINTENANCE

<p><b>KEEP CABINET AWAY FROM WATER,</b> which will cause deformation and damage.</p> <p>  </p>	<p><b>DO NOT put lit cigarettes on the counter or basin,</b> which will cause discoloration.</p> <p>  </p>
<p><b>DO NOT pour acid or alkaline solutions into the basin,</b> which will cause discoloration, leak or damage.</p> <p>  </p>	<p><b>AVOID DIRECT SUNLIGHT,</b> which may cause deformation and discoloration.</p> <p>  </p>
<p><b>AVOID HEAT,</b> which will cause deformation and discoloration.</p> <p>  </p>	<p><b>DO NOT pour hot water into the basin,</b> which may cause damage.</p> <p>  </p>
<p><b>AVOID nylon brush, toilet cleaner or hydrochloric acid cleaner,</b> which will cause damage</p> <p>  </p>	<p><b>AVOID dropping hard objects into the basin,</b> which may cause damage.</p> <p>  </p>

**To extend the life of the product, please do the maintenance work every day. The following maintenance methods are for reference only.**

- ☀ Please dry the cabinet immediately with clean, soft cloth when it encounters water.
- ☀ When the product is stained with dirt, wipe the cabinets clean with a soft, damp cloth, apply some cleaners, and dry immediately with another clean, soft cloth.
- ☀ The water supply pipes, the drainage pipes, and the connection parts are prone to water leakage under different circumstances. Please check these parts regularly to avoid accidents due to water leakage.
- ☀ After the product is used for a period of time, dirt will remain on the drain plug, which will affect drainage, so the plug needs to be cleaned regularly.