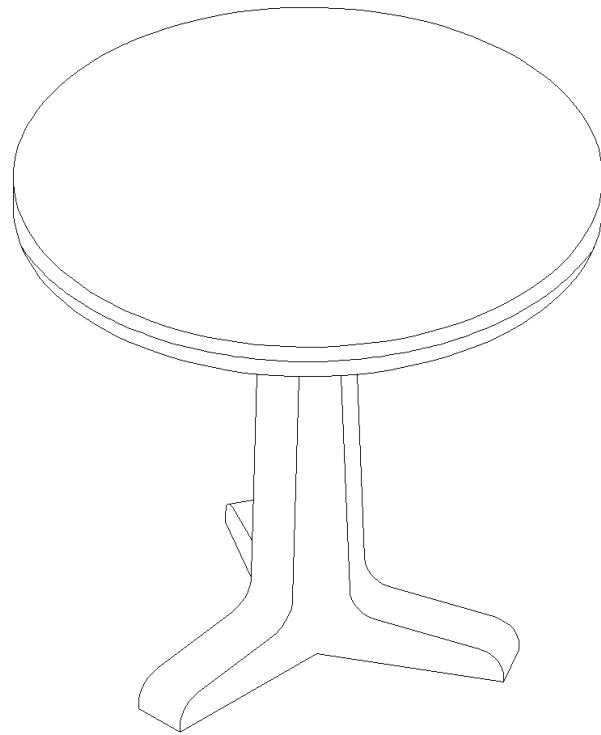







**ASSEMBLY INSTRUCTIONS.**

CHARLES CAFE TABLE NATURAL



THANK YOU FOR YOUR PURCHASE!

## PARTS AND HARDWARE.

| NO. | DESCRIPTION          | IMAGE   | Q'TY |
|-----|----------------------|---|------|
| ①   | BODY                 |  | 1    |
| ②   | LEGS                 |  | 1    |
| ③   | FLAT WASHER<br>φ8-16 |  | 4    |
| ④   | BOLT M8x20           |  | 4    |
| ⑤   | ALLEN KEY            |  | 1    |

## NOTES.

Thank you for purchasing this quality product! Be sure to check all packing material carefully for small part that may have come loose inside the carton during shipping.

**Caution:** The item is heavy, assembly should be performed by two people.

## STEP 1

