
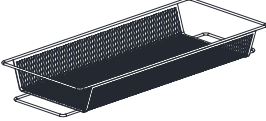
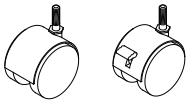




# INSTALLATION

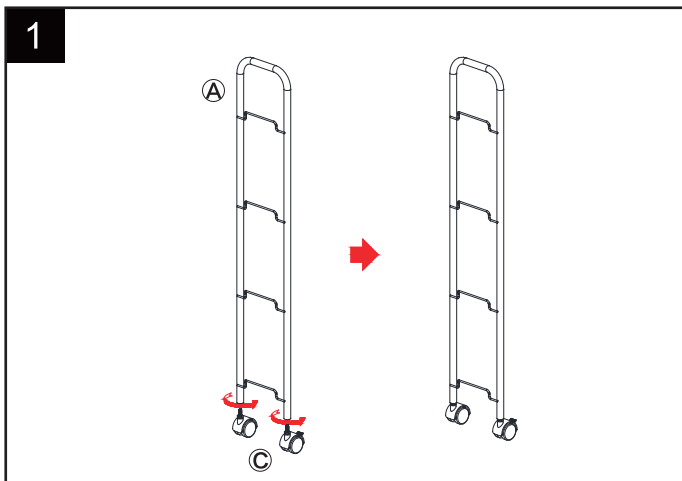
## 4 Tier Mesh Kitchen Trolley

### Parts list

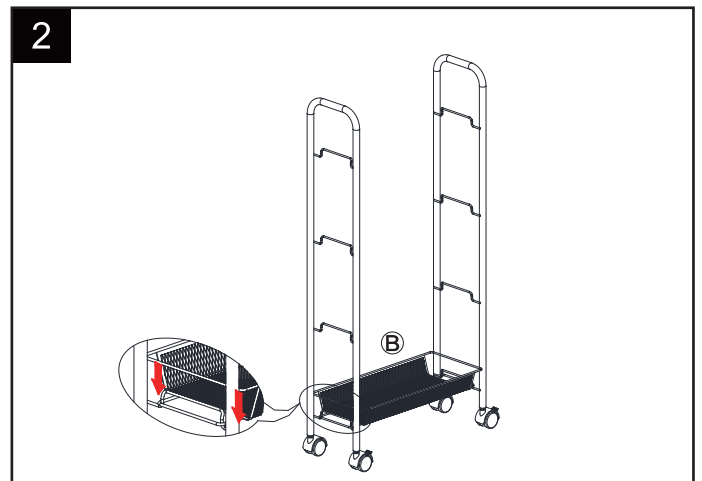
<b>A</b> bracket	x2	<b>B</b> basket	x4	<b>C</b> wheels		<b>D</b> wrench	x1	<b>E</b> rope	x1
				 no lock 2pcs    with lock 2pcs					

### ASSEMBLY INSTRUCTIONS

1. Install wheels to the bottom of the bracket.



2. Put the basket.



3. Repeat step 2. Finished.

