

# WARRANTY AND HOW TO MAINTAIN FOUNTAINS:

Thank you for your purchase

In this care sheet you will find important information about installing and maintaining your fountain. Qwt products are made with the upmost care and best materials possible. With proper care and maintenance, your fountain will last for years and generations to come.

## BASIC INFO:

€Rrege'hqwpckpu'qp'c'EQO RNVGN[ 'NGXGN'CPF 'HNCV.'UQNF 'DCUGOZco r nru'lpemf g'c'eqpetgwg'r cf 'qt'uo qqj /uwtcegr'cxgt'uwpgu0Hqwpckpu'pggf 'q'dg'qp'c' rnxgnlwtceg'q'qr gtcv'eqttgevm 0

€Hqt'Hqwpckpu'y kj 'c'rti g'qpg'r kgegr'qpf 'dculp.'\*6: \$'f'kco gyg'cpf 'wr +y'g'dculp'o wuv'dgr megr'qp'c'EQO RNVGN[ 'NGXGN'CPF 'HNCV.'UQNF 'DCUG.'uwej 'cu'c' eqpetgwg'r cf 'qt'uo qqj 'uwtcegr'cxgt'u'Y KJ \ GTQ'UNQRGO

€Hqwpckpu'f'q'pqv'ts wkt'g'c'r'eto cpgpv'y cvgt'hpg'cu'qwt'Hqwpckpu'eqo g'y kj 't'gektewr'vpi 'r wo r u0Hqwpckpu'ecp'dg'hmgf 'wukpi 'c'j' qug.'dvengv.'gve0y j gp'pggf gf 0

€'I' qw'pggf 'q'j' cxg'gngv'lecriqwgv'y kj lp'34/qh'y g'hqwpckp0Hqwpckp'r wo r u'uj qwr 'qpn' 'dg'r nwi i gf 'lpv'c'eqxgtgf 'I' HEKqwrq0

€'Y' cvgt'hxgn'o wuv'dg'hmi'q'y g'tlo 'CVC'NN'VIO GU'pqv'f'q'pi 'uq'y kniecwug'y'g'eqpetgwg'q'uj qem'icpf 'etcem0Y' g'ct'g'pqv't'gur qpu'kng'hqt'etcemf 'kgo u'clhgt'f'grx'ct' 'qt' r lenlwr 0

€F wtkpi 'y' g'y'lpwt'o'pqj u'r tqvge'v'qwt'hqwpckp'htqo 'j' ctuj 'qt'htgg'kpi 'y' gcv'gt'd'f'tclp'kpi 'y'g'hqwpckp'cpf'eqxgtkpi 'k'y'kj 'y' gcv'gt'r'qqh'vctr'0TGO QXG'Y'CVGT' HI'QO'F'W'RI'RT'Q'NQPI'GF'HI'GG'GU

c'€'P' g'xgt'hmi'c'dqy n'y kj 'y' cvgt'y'j'gp'k'ku'j'q'v'q'y'g'q'v'ej'0Hmi'y'g'dqy n'lp'y'g'g'ctn' 'o' qtp'kpi 'qt'cv'p'ki j v'y j gp'k'ku'eqq'ri'qwo

€'M'gr 'y'g'dqy n'cpf 'r wo r 'j' q'wug'eng'ct'q'hh'cxgu'cpf 'f'gdt'ku'q'r'tg'x'gp'v'y'g'r'wo r 'htqo' 'd'gkpi 'em'j i gf 0

€'K'i'y'g'hqwpckp'f'g'x'gr'ur'c'ni'cg'qt'd'wkr'wr.'f'tclp'y'g'y'cvgt'htqo 'y'g'hqwpckp'cpf'uetvd'q'ht'y'kj 'c'dtwj'qt'uh'v'ecty'cu'j'ur'qpi'g'0Vt'{'P'Q'V'q'betwd'v'q'j'ctf'qt'x'ki'qt'wun'0' F'q'kpi 'uq' 'o' c' 'ecwug'y'g'lu'ckp'q'eqo'g'q'ht'0T'lpug'chgt'c'ni'cg'ku'uetv'd'g'f'q'ht0

, Vq'r'tg'x'gp'v'c'ni'cg'd'wkr'wr.'vug'cp'c'ni'cg'lgf'weg't'lu'q'w'k'p.'uwej'cu'Hqwpckp'q'lgf'weg'cp'f'd'wkr'wr'0F'q'p'q'v'vug'E'j'nt'lp'g'qt'cp'f' 'q'j'gt'r'qq'f'ej'go'k'ec'n#E'j'nt'lp'g'cpf' 'o' quw'r'q'qr' 'ej'go'k'ec'n'y'knif'co'ci'g'y'g'hqwpckp'cpf' 'r wo r 'cpf' 'y' knix'q'k'f' 'y' g'y' ctte'p'v'f

€J'ctf'y'cvgt'uj'q'wr' 'dg'h'ng'gt'f'dgh'gt'h'k'k'pi' "{'qwt'hqwpckp'={q'w'ecp'vug'c'j' qug'cw'ceg'f'r'tgh'ng'gt.'uwej'cu'y'g'Rt'g'H'g'uj'Ur'c' 'R'qqn'Y'cvgt'H'm'H'ng'gt.'cx'ck'ed'ng'q'p'ri'p'g'qt'c'v'c' " m'ec'n'ly'ko'o'k'pi' 'r'qq'f'ur'n'f' 'u'q't'g'0T'f'c'g'cu'y'kj'x'gt'f'j'ctf'y'cvgt.'h'ng'gt'k'pi' 'y'g'y'cvgt'y'kn'lp'q'v't'go'q'x'g'c'm'lo'k'p'g'c'ni'c'q'p'p'v'p'p'j'ctf'y'cvgt'0N'ko'g'ue'c'ng'cpf'y'j'k'g't'g'ul'f'wg'ecp'uw'kn' 'c'r'g'ct'qp'f'qwt'hqwpckp0

€C'p'f' 'y'j'k'g't'g'ul'f'wg'v'y'k'g'ue'c'ng.'h'o'g'ue'c'ng.'ec'ek'wo'd'wkr'wr.'qt'g'h'ng'gt'ue'g'peg'v'y'cv'd'wkr'u'wr'qp'y'g'hqwpckp'uj'q'wr' 'dg't'go'q'x'g'f'ko'o'gf'k'ev'gn'0V'j'ku'd'wkr'wr'ku'p'q'to'c'ni'c'p'f' " w'p'cx'q'k'f'c'd'ng'lp'c't'g'cu'y'kj' 'c'j'ki'j' 'o'lp'g't'c'ni'c'q'p'v'p'v'y'ctf'y'cvgt'+lp'y'g'ue'c'ni'y'cvgt'uw'r'n'f'0V'j'g'd'gu'v'y'c'f' 'q' 't'go'q'x'g'cp'f' 'y'j'k'g't'g'ul'f'wg'y'q'wr' 'dg'v'q'f'g'p'v'f' 'uetv'd'c' 'o'k'z'w'g'g'q'h' 'Rt'q'v'ge'cpf'y'cvgt'c'm'p'i' 'y'g'lw'ht'ce'g'q'h'y'g'hqwpckp'0C' 'o'k'z'w'g'g'q'h'7'r'ct'u'y'cvgt'cpf' '3'r'ct'v'y'j'k'g'x'lp'gi'ct'y'kn'ic'ng'y'q't'm'v'q' 't'go'q'x'g'cp'f' 'y'j'k'g't'g'ul'f'wg'0H'k'w'g'q' 't'go'q'x'g'cp'f' " y'j'k'g't'g'ul'f'wg'y'kn'lu'ckp'cpf'k't'f'co'ci'g'y'g'hqwpckp'0C'f'f'k'pi' 'Rt'q'v'ge' 't'gi'w'c't'n' 'q' 'y'g'hqwpckp'0' 'y'cvgt'y'kn'j'gr' 'lp' 'u'q'ht'p'k'pi' 'y'g'j'ctf'y'cvgt'0Q'w'y'ctte'p'v'f' 'q'gu'p'q'v'eq'x'gt' " f'co'ci'g'f'wg'v'q'y'j'k'g'ue'c'ng.'h'o'g'ue'c'ng.'ec'ek'wo'd'wkr'wr.'g'h'ng'gt'ue'g'peg' 'qt'HI'GG'GF'CO'CI'GO

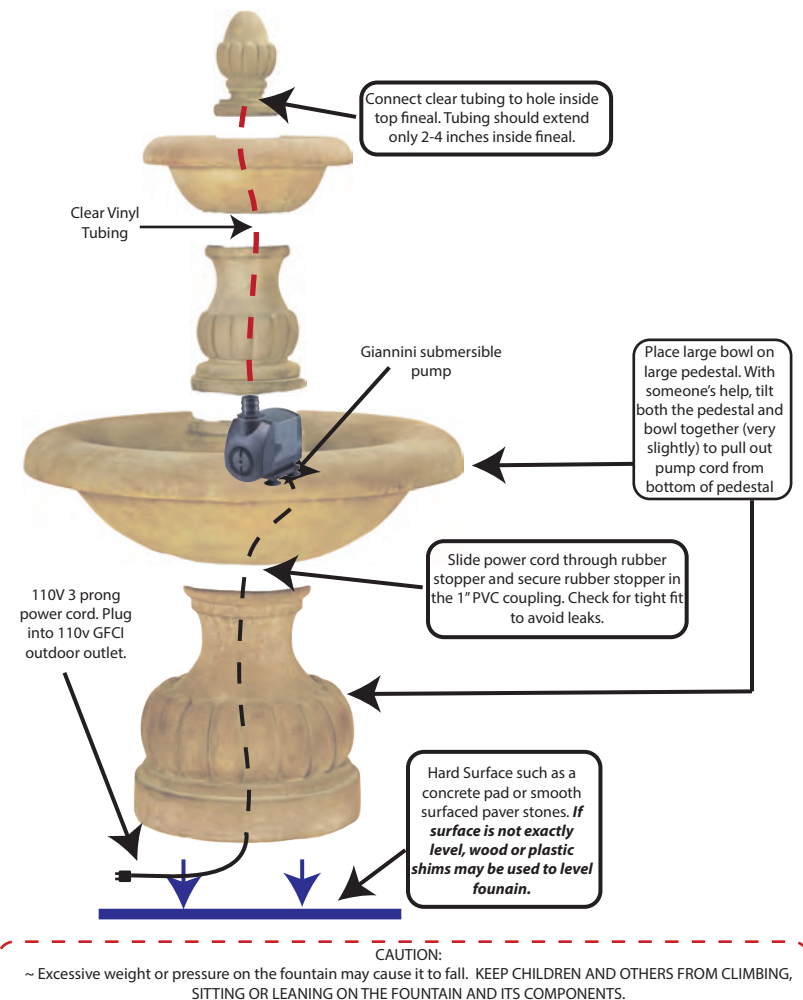
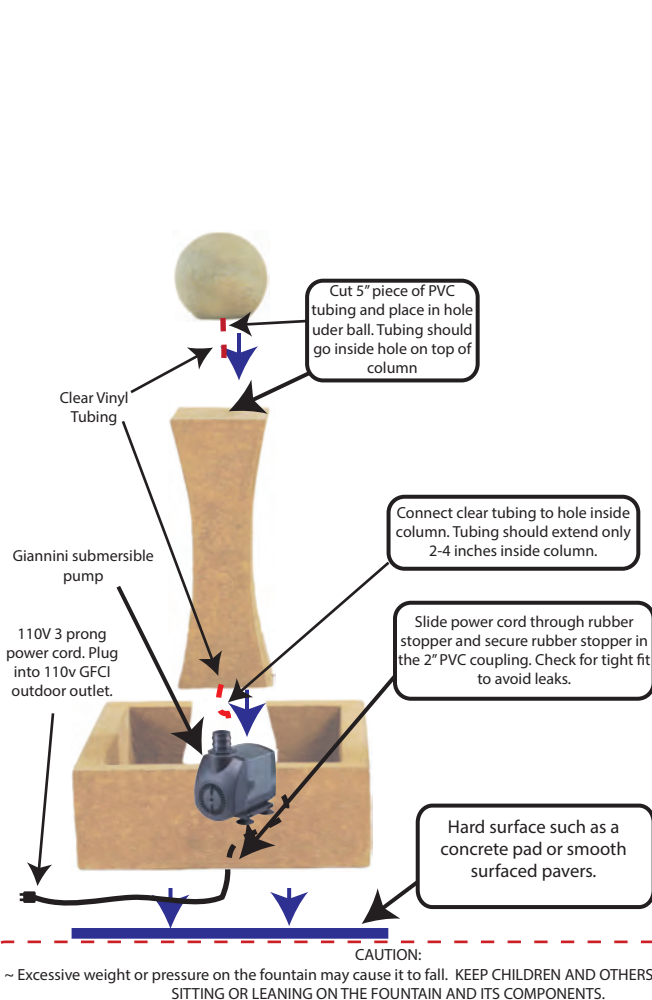
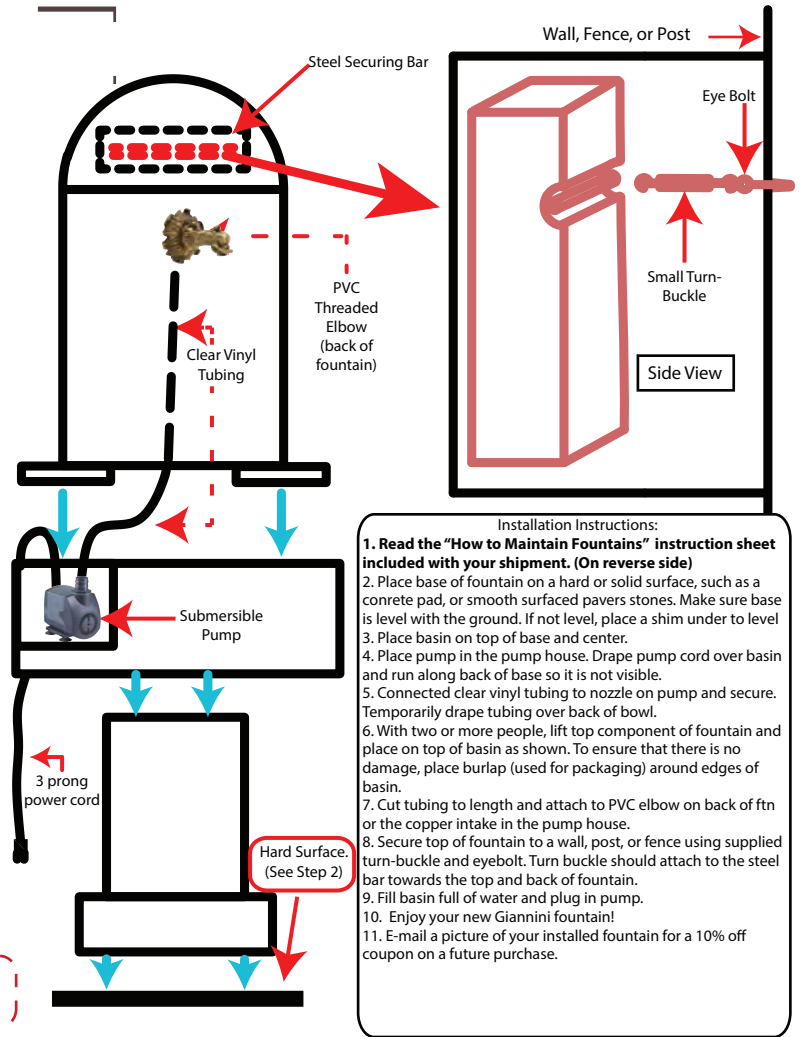
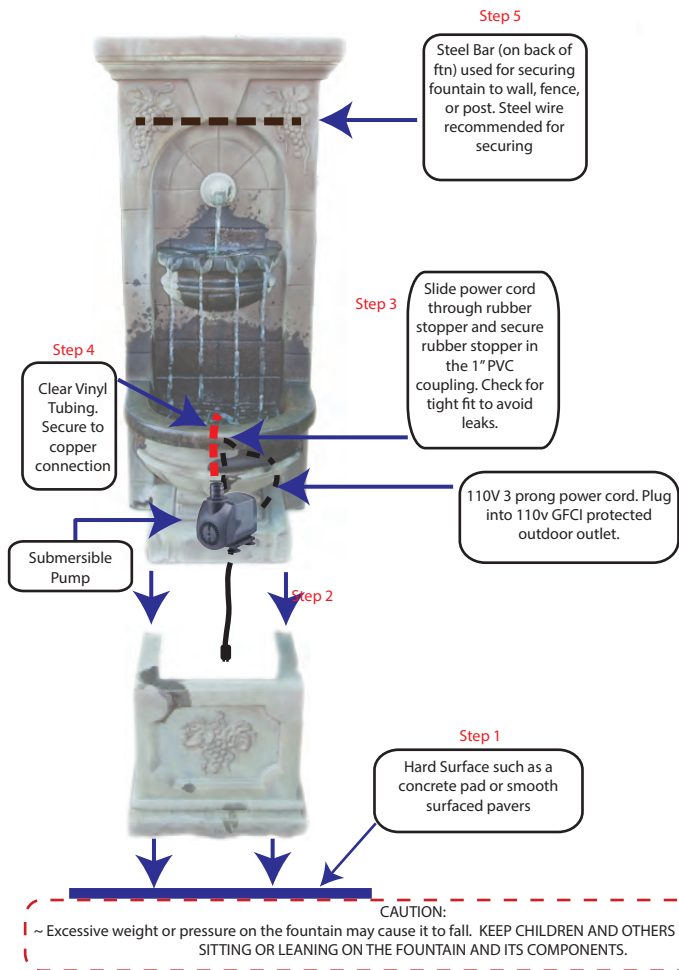
€'O'quw'hqwpckp'uj'cxg'p'q'lp'v't'q'nt'k'pi' 'eqo'r'q'p'p'v'r'ct'u'0V'j'g'eqo'r'q'p'p'v'r'ct'u'ct'g'y'gr'f' 'q'j'g'y'gt'd'f' 'i'c'x'k'f' 'q'p'n'0I' n'w'k'pi' 'qt' 'ego'g'p'k'pi' 'y'g'eqo'r'q'p'p'v'r'ct'u'v'q'i'g'y'gt'ku'p'q'v' 't'ge'qo'o'g'p'f'gf'0V'j'g'ct'u'w'o'c'f' 'pggf' 'q' 'dg'f'k'uo'c'p'v'g'f' 'q' 't'gr'ceg'v'y'g'r'wo r .j'ctf'y'ctg.'qt' 'q' 'o'q'x'g' 'y'g'hqwpckp'q'cp'q'y'gt'ue'c'v'k'p'0

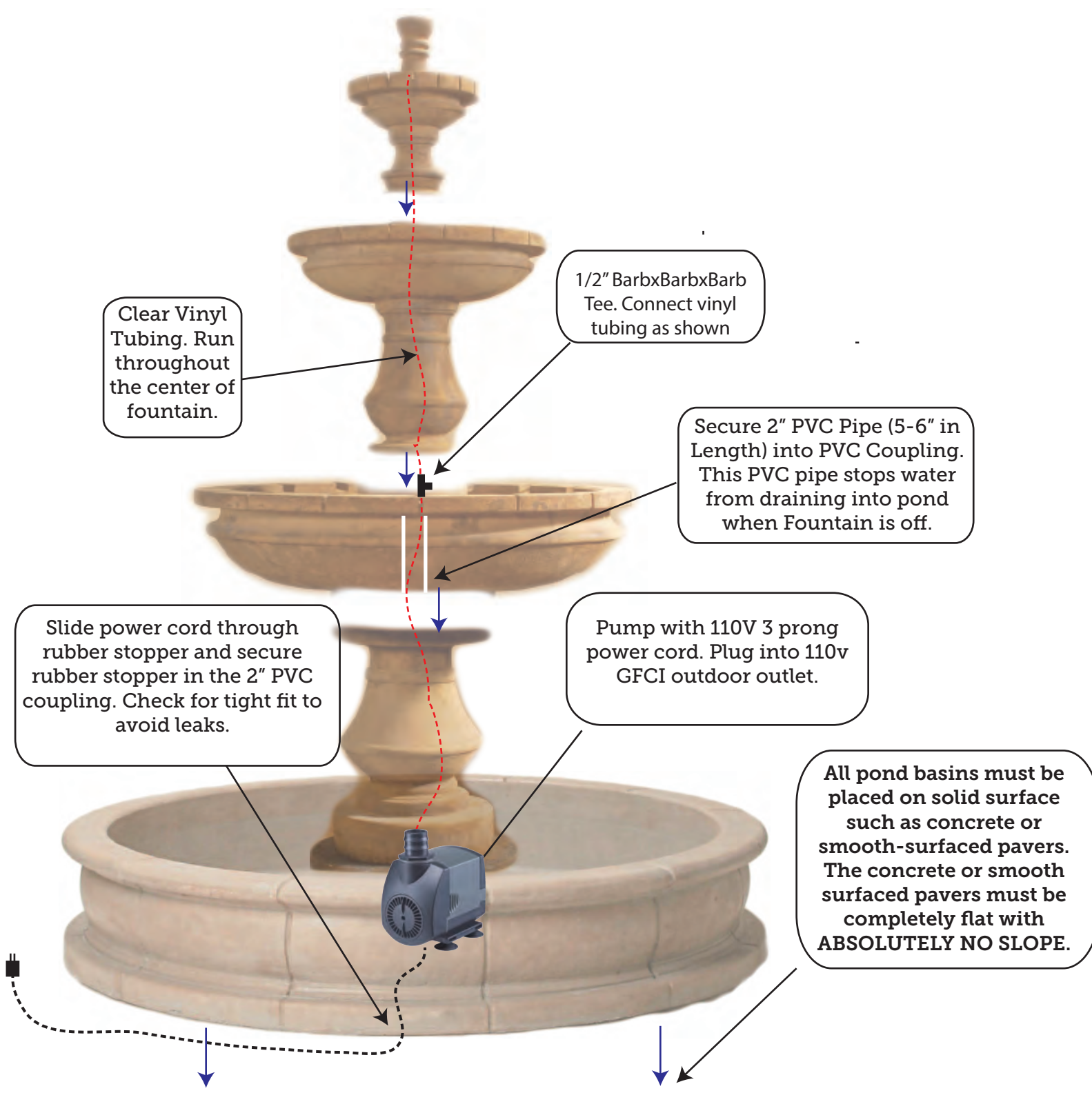
## CAUTION:

€'GZE'GU'K'G'Y'G'K'J'V'Q'T'RT'GU'W'I'G'Q'P'H'Q'W'P'V'K'R'U'C'P'F'Q'T'U'V'V'W'CT' 'O'C' 'E'C'W'U'G'V'J'G'O'V'Q' 'H'C'N'N'0'M'G'G'R'E'J'K'N'F'T'G'P' 'C'P'F'Q'V'J'G'T'U'H'I'Q'O' " EN'K'O'D'P'I' . 'U'K'V'P'I' 'Q'T'N'G'C'P'P'I' 'Q'P' 'I' 'Q'W'I' 'H'Q'W'P'V'K'R' 'C'P'F'Q'T'U'V'V'W'CT' 'K'G'O'U'C'N'N'I' 'K'C'P'P'P'K'Y' 'C'N'N'H'Q'W'P'V'K'R'U'J' 'C'X'G'C'P' 'C'V'V'C'E'J' 'O'G'P'V' " R'Q'R'V'D'G'I' 'P'F' 'V'J' 'G'V'Q'R'J' 'C'N'H'Q'H'V'J' 'G'Y' 'C'N'N'H'Q'W'P'V'K'R' '0'C'N'N'Y' 'C'N'N'H'Q'W'P'V'K'R' 'V'Q'R'U'0'W'U'V'D'G'U'G'E'W'I'G'F' 'V'Q'Y' 'C'N'N' 'H'G'P'E'G' 'g'e'0H'Q'T'U'V'C'D'K'N'K' '0

Y'ctte'p'v'f<

Chgt'f'grx'ct'f' 'y'g'y'kn'lp'q'v'd'g't'gur'q'pu'k'ng'h'qt'cp'f' 'd't'q'ng'p'qt'f'co'ci'gf'k'go'u'r'ng'c'ug'y'q't'q'wi'j'n' 'lp'ur'ge'v'c'ni'k'go'u'd'gh'gt'g'uk'p'k'pi' "{'qwt'f'grx'ct'f' 't'ge'gr'v'lp'x'q'le'g'0Y'g'lp'ur'ge'v' 'cpf' 'g'w'g'ce'j' 'r' 't'q'f'w'v'd'gh'gt'g'uj'kr'o'g'p'v'cpf' 'y'j'gp'r't'q'r'g't'n' 'w'ug'f'cpf' 'o'c'k'p'v'k'p'g'f' .y'kn'f' 't'q'x'k'f'g' "{'g'c't'u'q'h'uc'w'k'v'k'p'0'f' 'y'g'w'p'ri'k'ng'n' 'g'x'g'p'v'y'cv'q'w't' 'o'cv'gt'k'c'ri'q't'y'q't'no'c'p'uj'kr' " u'j'q'wr' 'r' 't'q'x'g'f'g'h'g'v'k'g'y'kj'lp'q'pg'f' 'g'c't'ht'qo' 'y'g'f'cv'g'q'h'y'g'eq'pu'wo'gt'r'w'ej'c'ug' .y'g'y'kn'f'gr'ceg'cp'f' 'eq'pet'g'wg'r' 't'q'f'w'v'o'c'p'w'k'c'w'g'f' . 'h'cd'q't'p'q'v'lp'em'f'gf'0V'j'ku'y'ctte'p'v'f' 'ku' " g'z'v'p'f'gf' 'q'p'n' 'q' 'y'g'q't'k'i'k'p'c'ni'c'q'pu'wo'gt'r'w'ej'c'ug'f'cp'f' 'q'ht'gt'f' 'y' 't'q'w'i'j' 'y'g'f'g'c'ng'f'ht'qo' 'y'j'q'o' 'y'g'k'go' 'y'cu'r'w'ej'c'ug'f'0H'g'ki'j'v'eq'u'v'q'h't'gr'ceg'o'g'p'v'eq'o'r'q'p'p'v'r'ct'g'p'q'v' 'lp'em'f'gf' 'lp'cp'f' 'y'ctte'p'v'f'0V'j'ku'y'ctte'p'v'f' 'y'kn'lp'q'n' 'eq'x'gt'f'ck'w'g'ul'f'wg'v'q'f'g'h'g'w'lp'o'cv'gt'k'c'ni'q't'y'q't'no'c'p'uj'kr' 'y'cv'q'ee'w'f'w'k'pi' 'p'q'to'c'ni'w'ug'0K'f'g'gu'p'q'v'eq'x'gt'f'co'ci'g'y'cv'ku'c' 't'g'u'v'v'ht'qo' 'o'k'uw'ug.'c'd'w'ug.'p'gi'ng'ev' 'o'k'uj'cp'f'k'pi' . 'o'k'uc'r'r'k'ec'v'k'p' . 'c'ng'c'v'k'p' . 'o'q'f'k'k'ec'v'k'p'qt'f'co'ci'g'y'cv'ku'c'w'k'd'w'ed'ng'v'q'c'w'v'q'h'P'c'w'g'g'lp'em'f'k'pi' 'ht'gg'j'g'f'co'ci'g'0Y'g'y'kn'f' 'p'q'v'd'g'f'g'f' 't'gur'q'pu'k'ng'h'qt'etcem'u'f'wg'v'q' 'h'k'k'pi' 'j'q'v'hqwpckp'u'y'kj' 'eq'f' 'y'cvgt'0J' c'k'ri'ng'et'c'c'ni'c'g'p'q'v'eq'x'gt'gf' 'w'p'f'gt' 'y'ku'y'ctte'p'v'f' 'cu'j'c'k'ri'ng'et'c'c'ni'c'g'p'q'to'c'ni'q't'c'ni'v'f'r'gu' " q'h'eq'pet'g'g'0R'ng'c'ug'p'q'v'g'c'ce'j' 'q'w'k'go' 'ku'j'cp'f' 'u'ck'p'g'f' " 'c'p'v'k'w'g'f'0F'wg'v'q' 'y'g'p'c'w'c'ni'o'cv'gt'k'c'ni'y'g'w'ug'v'q' 'o'c'ng'q'w' 'r' 't'q'f'w'v'u' . 'h'lp'k'uj'g'u'y'kn'ix'ct'f' 'u'k'i'j'w' 'ht'qo' 'r'k'ge'g'v'q' 'r'k'ge'g'0 'Y'g'ec'p'p'q'v'g'ze'j'c'p'i'g'q't'f'g'h'w'p'f' 'k'go'u'd'g'ec'w'ug'v'g'f' 'f'q'p'q'v'g'z'c'ev'v'f' 'o'c'v'ej' 'c' 'eq'm'q't' 'e'j'kr' 'qt'cp'q'j'gt'k'go' 'q'p'f'k'ur'nc'0





Clear Vinyl Tubing. Run throughout the center of fountain.

1/2" BarbxBarbxBarb Tee. Connect vinyl tubing as shown

Secure 2" PVC Pipe (5-6" in Length) into PVC Coupling. This PVC pipe stops water from draining into pond when Fountain is off.

Slide power cord through rubber stopper and secure rubber stopper in the 2" PVC coupling. Check for tight fit to avoid leaks.

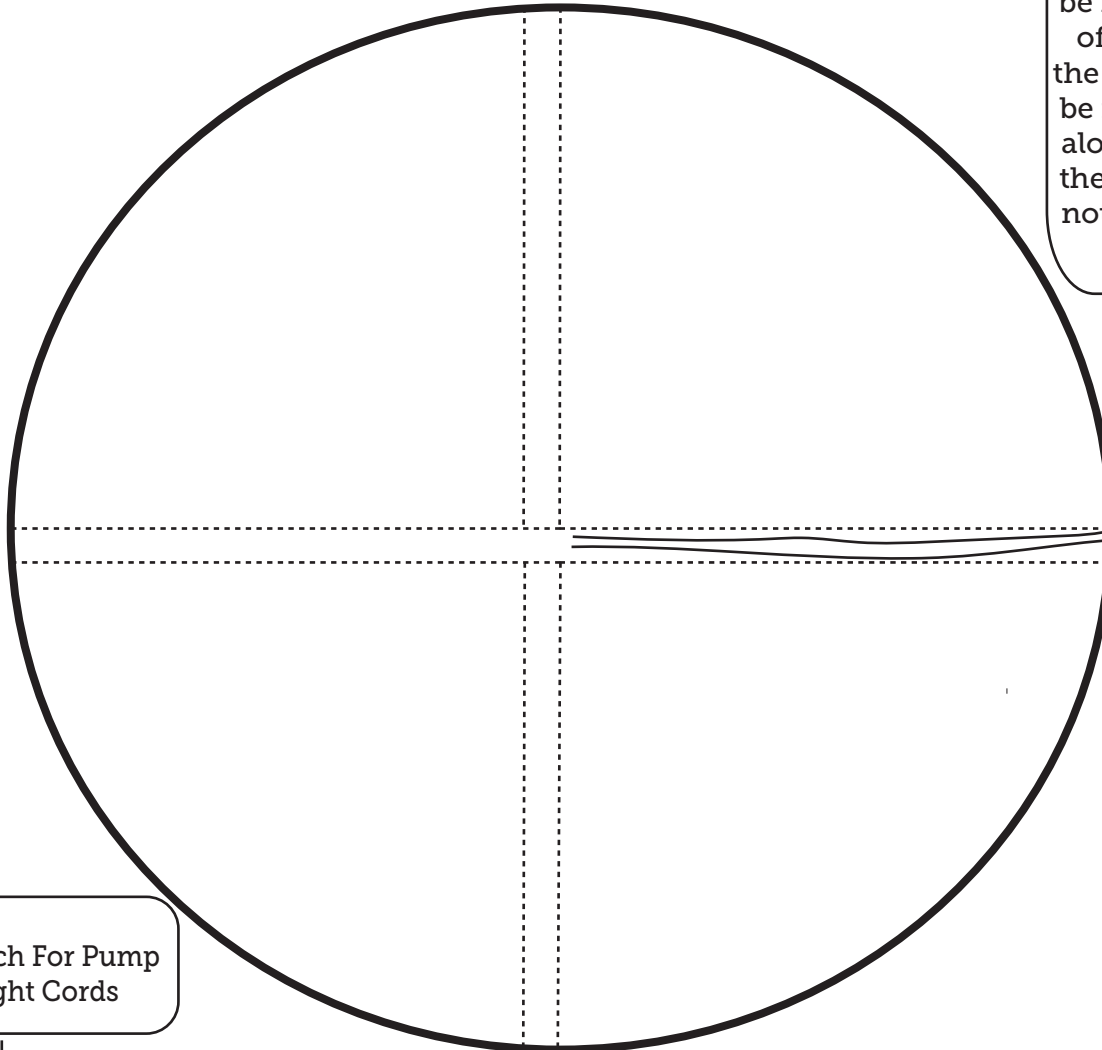
Pump with 110V 3 prong power cord. Plug into 110v GFCI outdoor outlet.

All pond basins must be placed on solid surface such as concrete or smooth-surfaced pavers. The concrete or smooth surfaced pavers must be completely flat with ABSOLUTELY NO SLOPE.

**CAUTION:**  
~ Excessive weight or pressure on the fountain may cause it to fall. KEEP CHILDREN AND OTHERS FROM CLIMBING, SITTING OR LEANING ON THE FOUNTAIN AND ITS COMPONENTS.

**Pad Diagram for all One Piece Round Ponds & Easy Ponds, including the following sizes:**

**104", 84", 82", 80", 71", 70", 66", 61" 58", 54", 51", 48", 37"**



GFCI Duplex outlet with waterproof receptable box should be installed within 20' of the outer edge of the pond pad. Can also be installed anywhere along the pad edge as the pond has multiple notches for the pump and light cords.

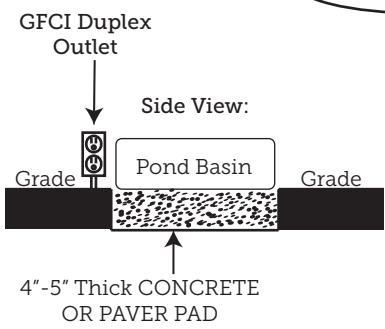
Pump and submersible light wires come out from under the pond and above the pad. Pond includes a notch on the bottom for the cords.

----- = Notch For Pump & Light Cords

Various widths, depending on pond.  
**REFERENCE INVOICE OR CATALOG FOR POND DIAMETER.** Pad to be 4"-5" thick.

**All pond basins must be placed on a COMPLETELY FLAT AND LEVEL SUFACE** such as concrete or smooth surface pavers.

**VERY IMPORTANT: CONCRETE PAD OR PAVERS MUST BE FLAT AND LEVEL WITH ABSOLUTELY NO SLOPE!**



4"-5" Thick CONCRETE OR PAVER PAD

# Garden Flame Collection



## DANGER

IF YOU SMELL GAS:

- Shut off gas to the appliance immediately
- Extinguish any open flame
- If odor continues, keep away from the appliance and immediately call your gas supplier or fire department



## WARNING

- HOT! DO NOT TOUCH. SEVERE BURNS MAY RESULT
- CLOTHING IGNITION MAY RESULT
- Glass and other surfaces are hot during operation and cool-down.



## WARNING

For outdoor use only



## WARNING

FIRE PIT OR FIRE BOWL MUST BE INSTALLED BY A QUALIFIED TECHNICIAN WITH EXPERIENCE IN GAS AND ELECTRIC SERVICE. ALL GAS CONNECTIONS MUST BE CHECKED WITH COMMERCIAL LEAK-CHECKING EQUIPMENT.



## WARNING

Improper installation, adjustment, alteration, service, or maintenance can cause injury or property damage.

## CARBON MONOXIDE HAZARD!

This appliance can produce carbon monoxide. Using this appliance in an enclosed space can kill you! **Never use in an enclosed space such as campers, tents, cars, or inside your home.**



## WARNING

Do not burn solid fuels in this gas or propane appliance.



## WARNING

Do not store or use gasoline, or other flammable vapors and liquids, in the vicinity of the fire pit or any other source of flame.



## WARNING

Key valve & propane valve MUST be shut off when not in use. Key must be removed and stored in a safe place



## WARNING

**CHECK ENTIRE SYSTEM FOR LEAKS BEFORE OPERATING**

**DO NOT BURN WITHOUT GLASS OR OTHER SUBSTRATE IN BURNER.**



## WARNING

**Children must be supervised at all times when near the fire pit or fire bowl.**  
GLASS AND OTHER SURFACES ARE HOT DURING OPERATION AND COOL-DOWN



## WARNING

All vents must remain open and uncovered. Fire media such as glass and/or lava rock must not block airflow to and from vents.