NOTICE

* Please make sure that you have all parts indicated and they are in good condition before you begin assembly of this item. Refer to part list and hardware list below for guidance.
* This item should be assembled on a soft surface to prevent scratching the finish during assembly.
* This item may require periodic tightening.
* If you are having difficulty, our friendly Customer Care team is always here to help. Please email **customersupport@safavieh.com**

PREPARATION

* Before beginning assembly of product, make sure all parts are present. Compare parts with part contents list and hardware contents list.
* If any part is missing or damaged, do not attempt to assemble the product.
* Estimated Assembly Time: 10 minutes.

CARE AND MAINTENANCE

* Wipe with damp cloth. Avoid the use of chemical and householdcleaners as they may damage the finish.

Part List and Hardware List

PIECE	DESCRIPTION	PICTURE	QUANTITY
A	BASE		1X
B	HARP		1X
C	SHADE	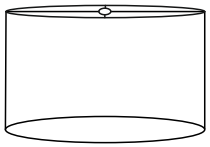	1X
D	FINIAL		1X

SAFAVIEH FURNITURE

ITEM ID - TBL8001A
PRODUCT DIMENSION - 14.00" X 14.00"D X 23.00"H

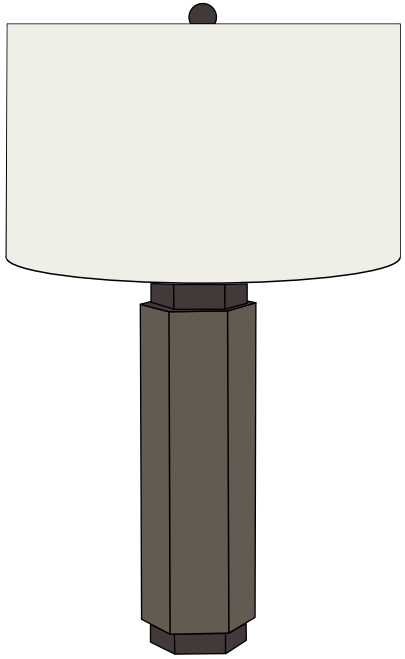

PREPARATION

* Before beginning assembly of product, make sure all parts are present. Compare parts with part contents list and hardware contents list.
* If any part is missing or damaged, do not attempt to assemble the product.
* Estimated Assembly Time: 10 minutes.
* If you are having difficulty, our friendly Customer Care team is always here to help. Please email **customersupport@safavieh.com**

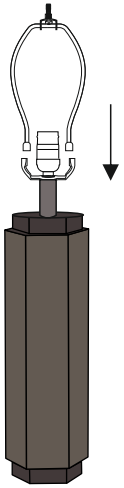

Step1 : Insert the harp onto the socket.

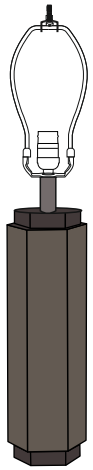

Step2 : The base is assembled.

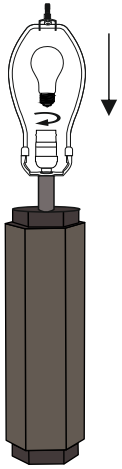

Step3 : Insert the bulb onto the holder.

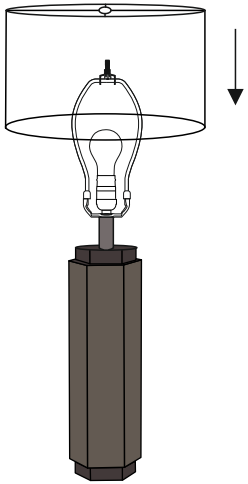

Step4 : Put shade onto harp.

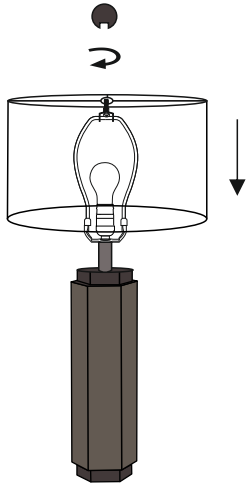

Step5 : Tighten Shade in harp with finial.

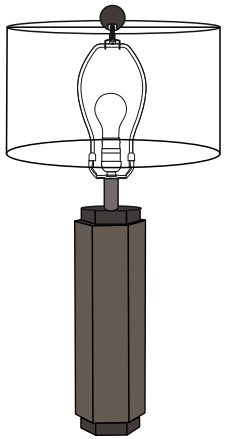

Step6 : Now the product is ready to use.