

VEVOR

Upgrade · The Home Creator Way

DVD STORAGE

USER MANUAL

MODEL NO.: USF00302, USF00301A

VEVOR Support Center



USF00302



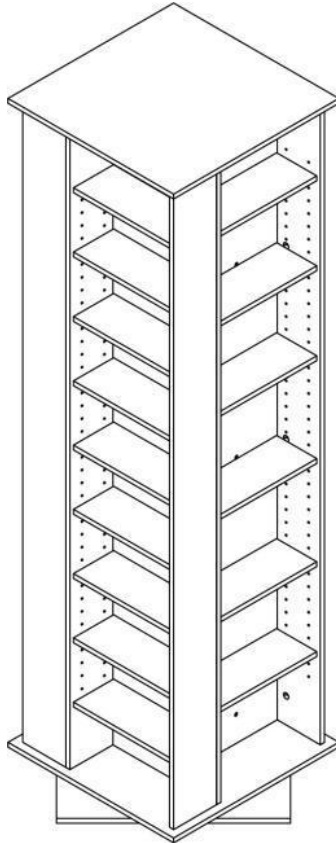
USF00301A

VEVOR

Upgrade · The Home Creator Way

DVD Storage

MODEL NO.: USF00302, USF00301A



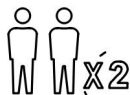
This is the original instruction, please read all manual instructions carefully before operating. VEVOR reserves a clear interpretation of our user manual. The appearance of the product shall be subject to the product you received. Please forgive us that we won't inform you again if there are any technology or software updates on our product.

 **WARNING:**

Please read this manual carefully before using the product. Failure to do so may result in serious injury.



Please read and observe carefully all the assembly instructions before beginning assembly.



Unit should be assembled by two or more people.



DO NOT CLIMB

Please do not let your child climb on the product. If you have kids or animals who like to climb, we highly recommend using the wall anchors and brackets/straps that come with the package.

ASSEMBLY PRECAUTIONS

1. Assemble only according to these instructions. Improper assembly can create hazards.
2. Wear ANSI-approved safety goggles and heavy-duty work gloves during assembly.
3. Keep the assembly area clean and well-lit.
4. Keep bystanders out of the area during assembly.
5. Do not assemble when tired or when under the influence of alcohol, drugs or medication.
6. The product capabilities apply to properly and completely assembled products only.

7. Assemble on a flat, level, hard and smooth surface capable of safely supporting the DVD Storage.

8. For additional information regarding the parts listed in the following pages, please refer to the Assembly Diagram of this manual. Unwrap and separate all parts in a clean work area.

SAVE THESE INSTRUCTIONS

USE PRECAUTIONS

TO PREVENT SERIOUS INJURY AND DEATH FROM TIPPING:

1. This product is not a toy Do not allow children to play with or near this item.

2. Do not exceed weight capacities, before moving.

3. Use only on a flat, hard and smooth surface capable of safely supporting a fully loaded DVD Storage.

4. Use as intended only.

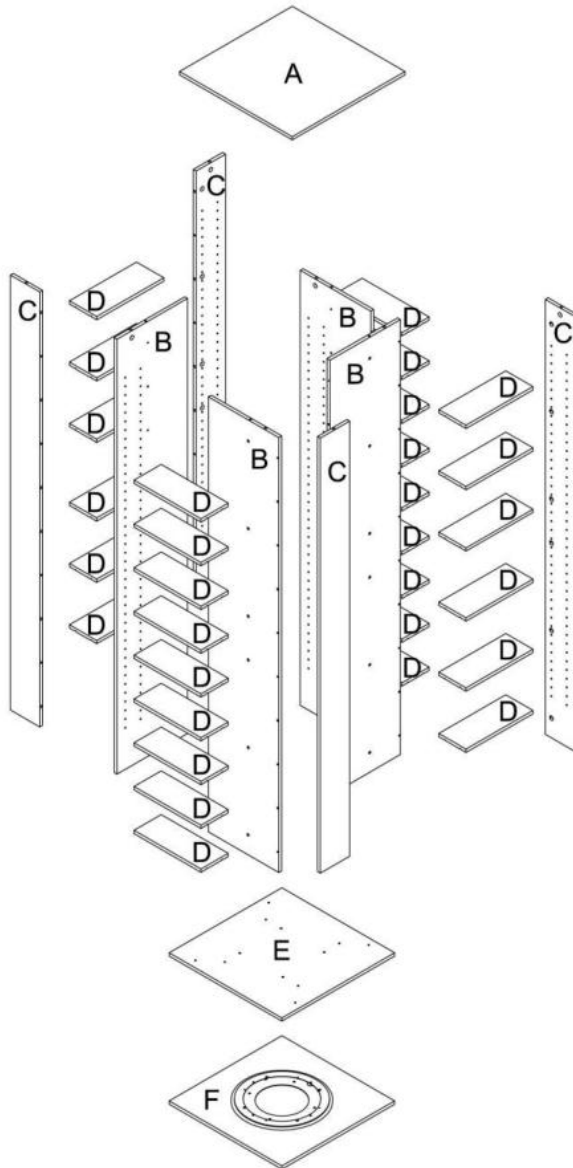
Inspect before every use; do not use if parts are loose or damaged.


TECHNICAL SPECIFICATIONS

Model	USF00302	USF00301A
Color	Black	Deep Coffee
Product Dimensions (LxWxH)(mm)	475*475*1636	
Net Weight(kg)	About 42.3	

*Products such as specifications, appearance, and design are subject to modification without prior notice.

PACKAGE CONTENTS





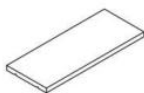
A x 1



B x 4



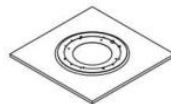
C x 4



D x 30



E x 1



F x 1



G x 41



H x 33



I x 33



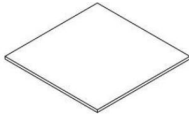
J x 121



K x 33



L x 4



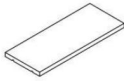
A x 1




B x 4



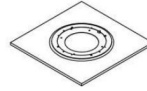
C x 4



D x 30



E x 1



F x 1



G x 41



H x 33



I x 33



J x 121



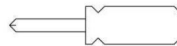
K x 33



L x 4

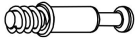
Tools needed / not included

Phillips screwdriver



ASSEMBLY STEPS

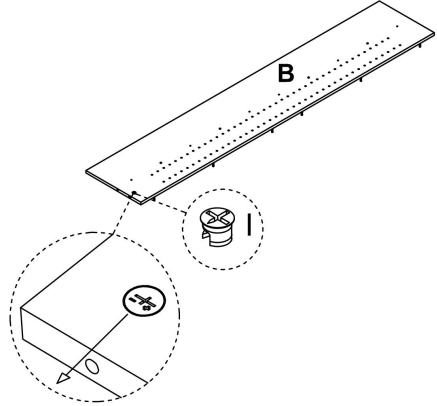
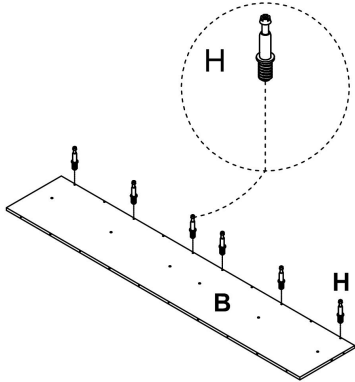
1



H x 24



I x 4



X 4

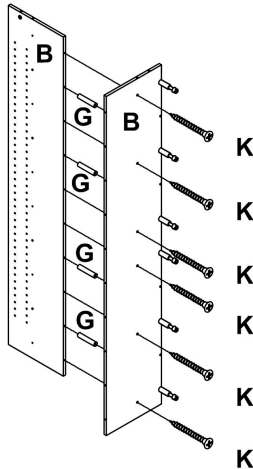
2



K x 6



G x 8



X 2

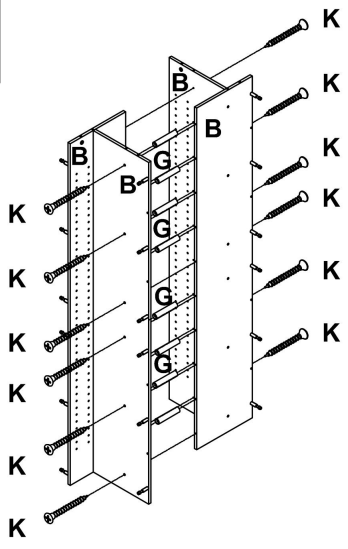
3



K x 12



G x 8



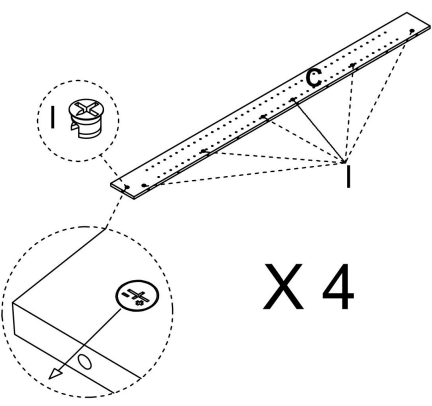

4



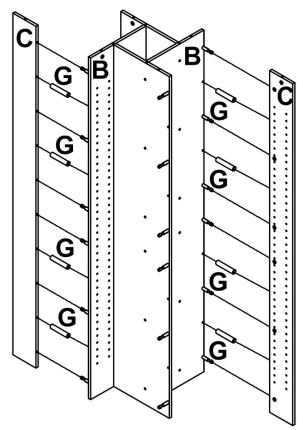
I x 28



G x 8



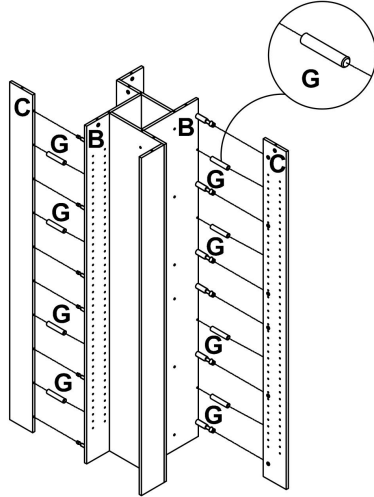
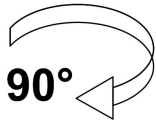

X 4



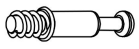
5



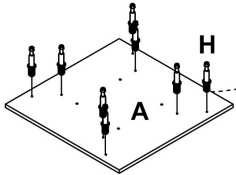
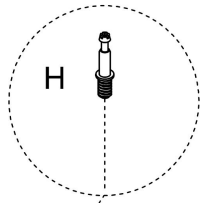
G x 8



6



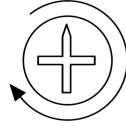
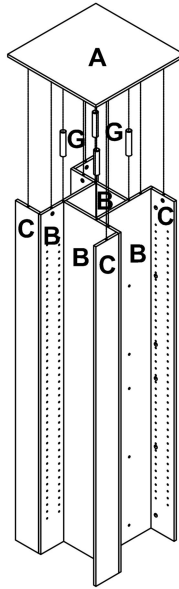
H x 8



7



G x 4



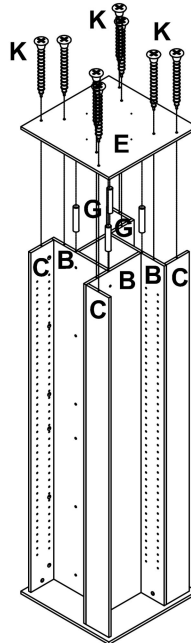
8



K x 8



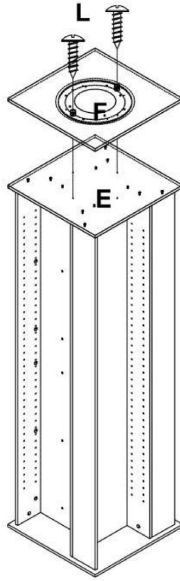
G x 4



9



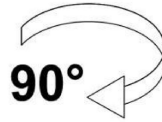
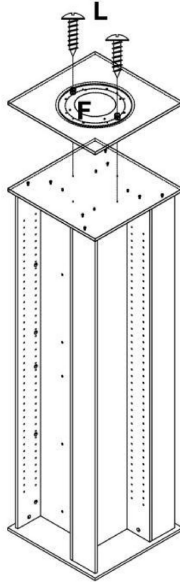
L x 2



10



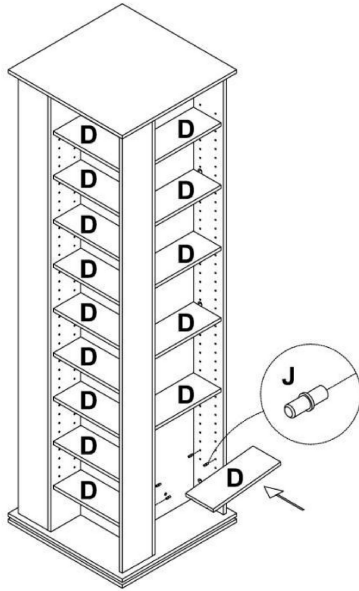
L x 2



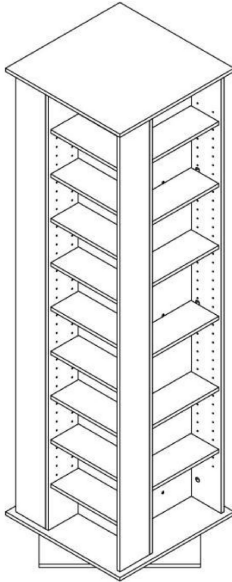
11



J x 120



ok



Manufacturer: Shanghaimuxinmuyeyouxiangongsi

Address: Shuangchenglu 803nong11hao1602A-1609shi, baoshanqu, shanghai 200000 CN.

Imported to AUS: SIHAO PTY LTD. 1 ROKEVA STREETEASTWOOD NSW 2122 Australia

Imported to USA: Sanven Technology Ltd. Suite 250, 9166 Anaheim Place, Rancho Cucamonga, CA 91730

EC	REP
-----------	------------

E-CrossStu GmbH
Mainzer Landstr.69, 60329 Frankfurt am Main.

UK	REP
-----------	------------

YH CONSULTING LIMITED.
C/O YH Consulting Limited Office 147, Centurion House, London Road, Staines-upon-Thames, Surrey, TW18 4AX

