



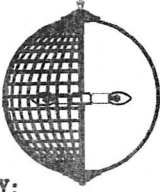


Installation & Assembly

Pre Assembly:

- *Please read all instructions before beginning assembly.
- *Remove all parts from packaging and compare with the parts listed.
- *Do not discard any contents until assembly is complete.

Parts Enclosed:	A	B	C	D	E
	 MOUNTING: 1 PCS	 PLASTIC WIRE CONNECTOR: 1 PCS	 CANOPY: 1 PCS	 Tube: 2 PCS	 BODY: 1 PCS

STEP

