


KOBY HOME®

# COMPRESS CHAIR

Crafted for Comfort, Designed for Living.

USER MANUAL



SKU: UP-AUR-AC

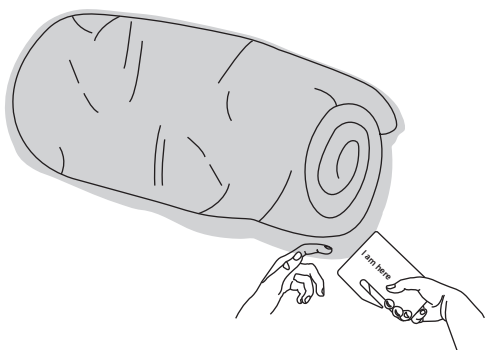
1. Advice before you start assembling: The product is vacuum compressed, please read the instructions from beginning to end. Save all packaging until you are finished.

2. If the Chair does not return to its expected level of resilience, you may appropriately pat or tap the sponge without causing any damage to the product. This can help adjust the internal structure of the sponge and assist in restoring its original shape.

### Notes before use :


- After receiving the chair, please unpack it, and place the chair in a well-ventilated place away from direct sunlight.
- Please wait patiently for 2-3 days for the sponge to fully recover.

## INSTRUCTIONS



### Step 1


When opening the package and removing its components, be careful not to damage the sofa when cutting the plastic




### Step 2

Place the chair in an upright position, leave the inner cushion to expand for 72 hours. Pat and organize the outer shape of chair.

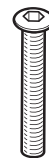
# Parts list



**X1**



**X1**



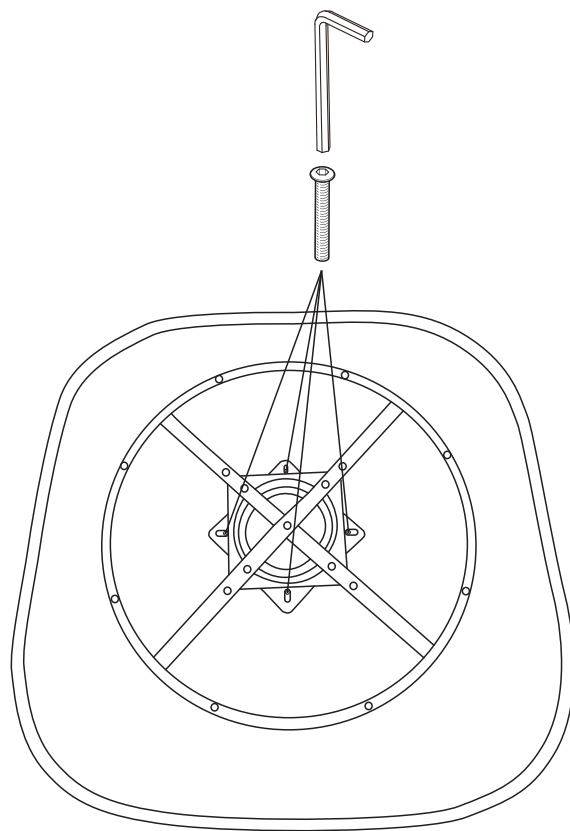
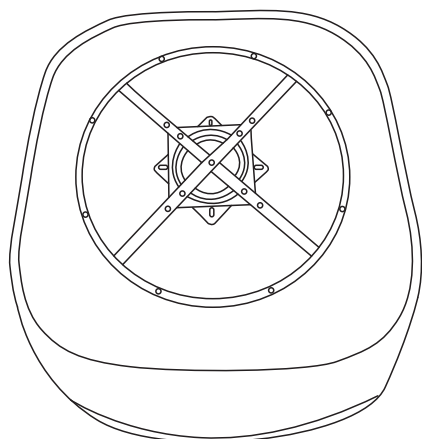
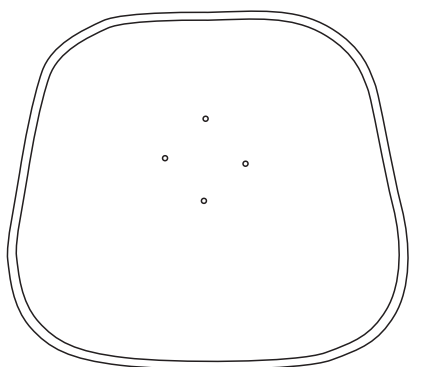
**M6\*18mm**

**X4**



**X1**

## Step 3



**Your satisfaction drives us to go above and beyond!**