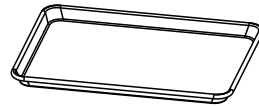


Instruction Manual

Features

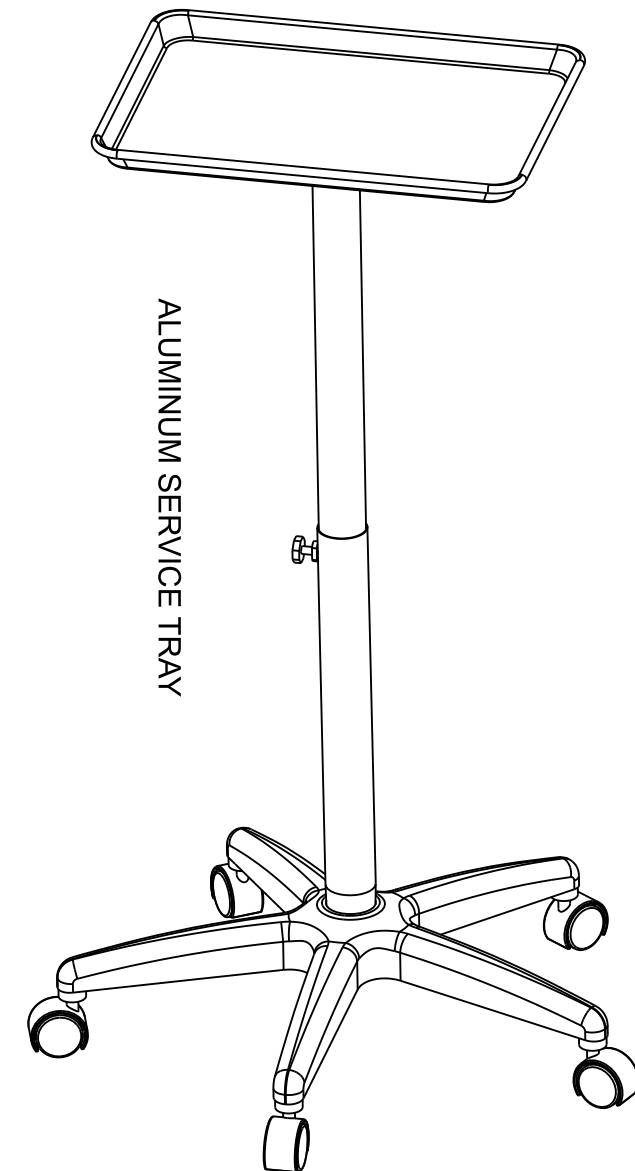
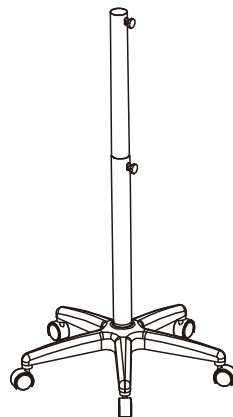
Tray

- Made of anodized aluminum, sturdy and durable.
- Stain resistant, chemical proof and heat resistant, very easy to clean and maintain.
- Compact Size: 13" x 18" (33cm x 46cm).



Base

- Stand pole made of premium steel with scratch-resistant powder coat finish.
- Height adjusts from "30 to 42".
- Star base made of heavy-duty plastic, sturdy and well balanced.
- Wheels glide effortlessly and rotate 360°.



Designed by and for Professionals
Your Personal Hairdressing Assistant



PART LISTING

A



TRAY
X1

B



UPPER POLE
X1

C



LOWER POLE
X1

D



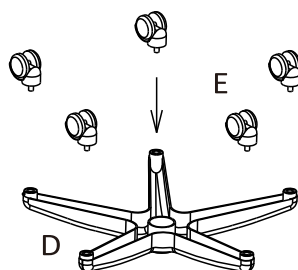
STAR BASE
X1

E

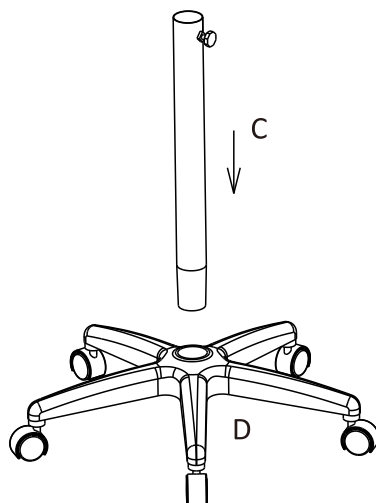


WHEELS
X5

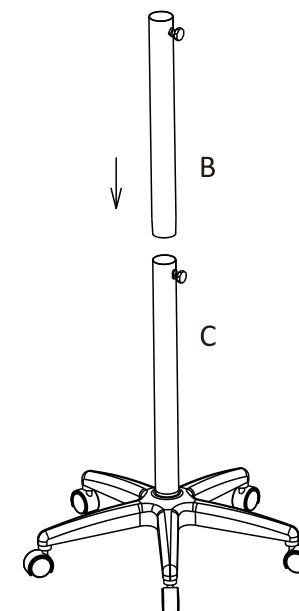
1. Push the wheels (E) into the star base (D).



2. Insert lower pole (C) into the center of the star base (D).



3. Insert upper pole (B) into the lower pole (C).



4. Insert tray (A) into the upper pole (B) and tighten the knob to secure the tray (A). Move the upper pole (B) up or down to adjust the height. Tighten the knob on the lower pole (C).

