

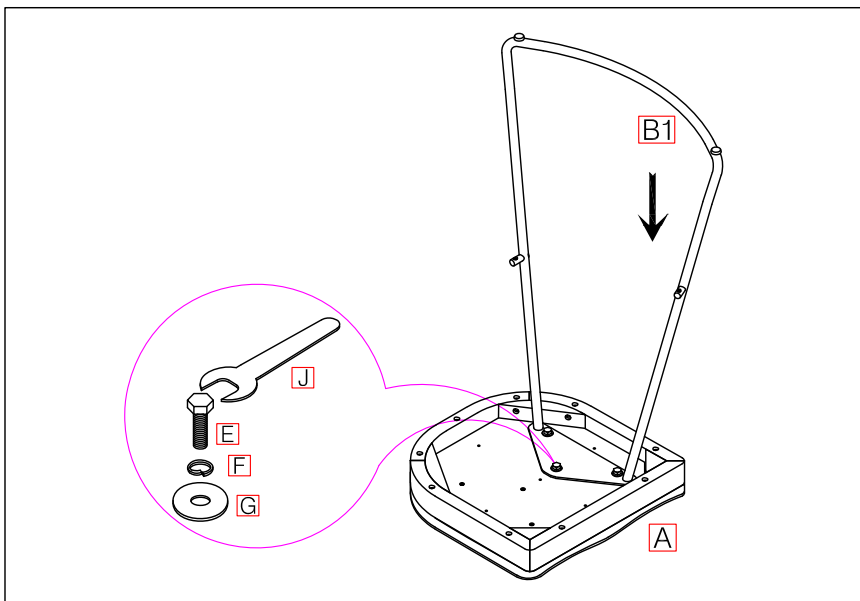


# ASSEMBLY INSTRUCTION

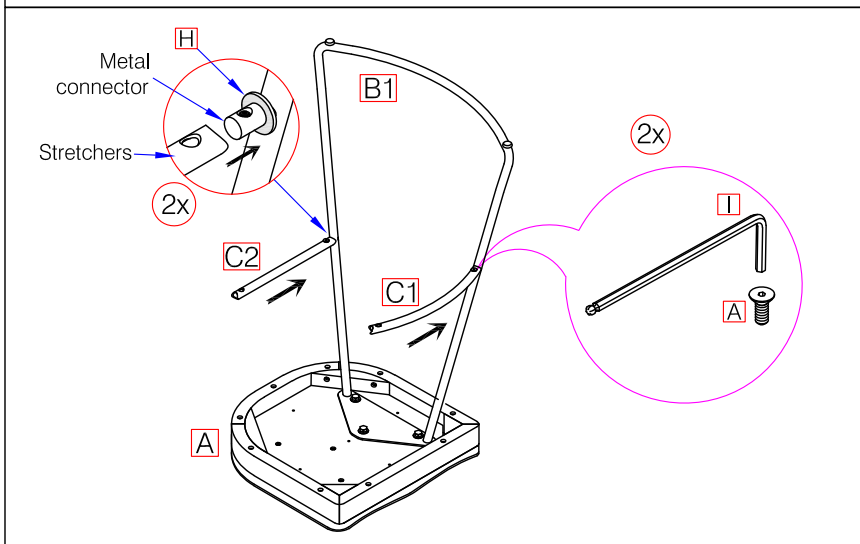
## DESCRIPTION: BARSTOOL-FOUNDRY

Thank you for purchasing this quality product. Be sure to check all packing material carefully for small parts that may have come loose in side the carton during shipment.

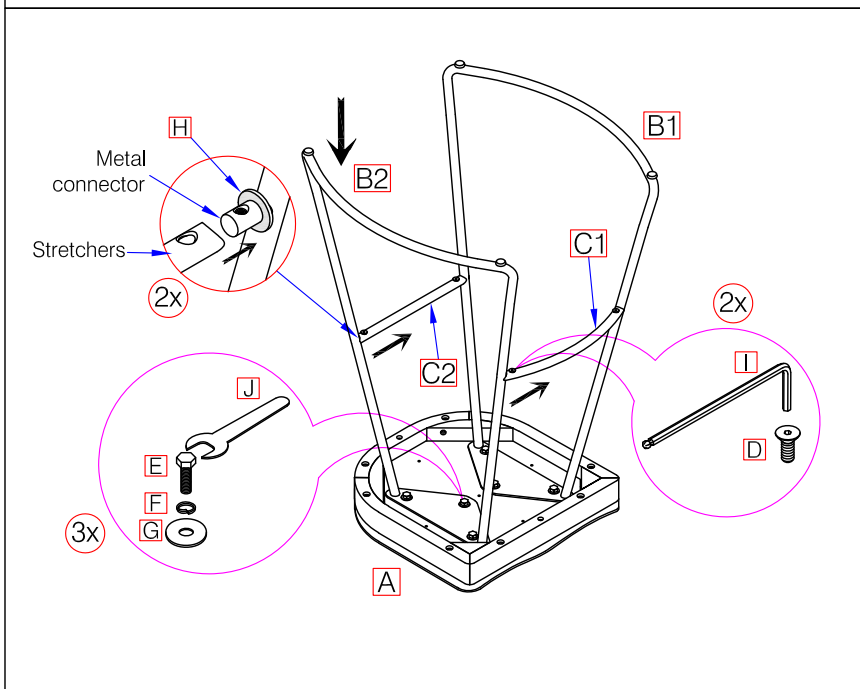
### Step 1



### Step 2



### Step 3



#### TOOLS REQUIRED (NOT PROVIDED)

NO.	DESCRIPTION	SKETCH	QUANTITY

#### PARTS LIST:

NO.	DESCRIPTION	SKETCH	QUANTITY
A	Seat Frame		1
B1	Left Leg Frame		1
B2	Right Leg Frame		1
C1	Front Stretcher		1
C2	Back Stretcher		1

#### HARDWARE LIST:

NO.	DESCRIPTION	SKETCH	QUANTITY
D	Allen Bolt - Y Head M6x10mm		4
E	Bolt M8x18mm		6
F	Lock Washer Ø8xØ13xT2mm		6
G	Flat Washer Ø8xØ19xT2mm		6
H	Rubber Washer Ø12xØ22xT2mm		4
I	Allen Key 4 x 110 x 30 mm		1
J	Wrench 13mm		1

### Step 4

(Turn assembled unit upright)

