









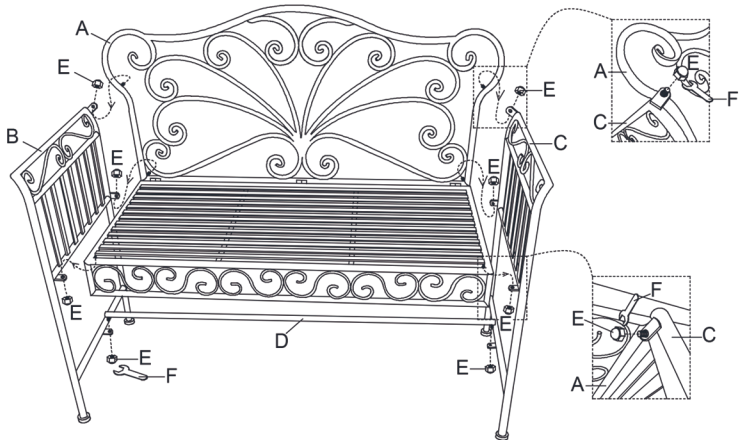
Please read these instructions and warranty information carefully before use and keep them properly for future reference.

OPERATING INSTRUCTIONS

Assembly Instructions

 A×1PC	 B×1PC	 C×1PC
 D×1PC	 E×8PCS	 F×1PC

Step 1



Step 2

