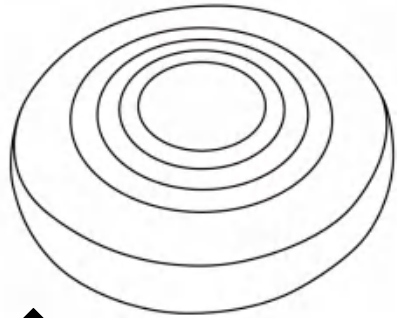


Part List



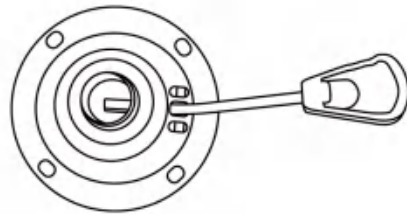
A Cushion×1



B Base×1



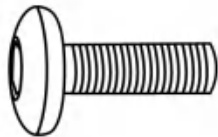
C Gas lift×1



D Adjustment handle×1

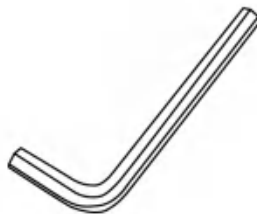


E Wheel×5

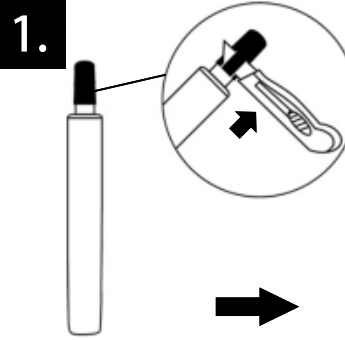


M 6×20

F Screw×4



G Wrench×1



★ Caution: Remove the plastic cap before assembly. This is a part of packaging only. Sometimes the cap cracked firmly inside the seat plate, you'd better to remove it by tools like knife scissor.

