






Part List / Assembling Instruction

Pos. No.	Description	Measurement	Quantity
Pos. 1	Front panel with door	38.5 × 18.25 × 0.75 in. (97.6 × 46.7 × 2.2 cm)	1
Pos. 2	Back panel	38.5 × 18.25 × 0.75 in. (97.6 × 46.7 × 2.2 cm)	1
Pos. 3	Side panel, left	23.5 × 22.25 × 0.75 in. (60 × 56.4 × 2.2 cm)	1
Pos. 4	Side panel, right	23.5 × 22.25 × 0.75 in. (60 × 56.4 × 2.2 cm)	1
Pos. 5	Cover for house	21.75 × 13.25 × 0.5 in. (55.2 × 33.4 × 1.4 cm)	1
Pos. 6	Entry for house	21.75 × 7.5 × 0.25 in. (55.5 × 19 × 0.5 cm)	1
Pos. 7	Platform, right	21.75 × 7.5 × 0.5 in. (55.2 × 18.9 × 1.4 cm)	1
Pos. 8	Stairs	20.5 × 6.5 × 0.75 in. (52 × 16.4 × 1.8 cm)	1
Pos. 9	Tray	(38.25 × 23.5 × 2.25 in.) (97.2 × 60 × 6 cm)	1
Pos. 10	Roof	40.25 × 23.5 × 0.75 in. (102 × 60 × 2.2 cm)	1
Pos. a		∅ 0.14 × 1.57 in. (∅ 3.5 × 40 cm)	8+1
Pos. b		∅ 0.12 × 0.63 in. (∅ 3 × 16 cm)	8+1
Pos. c			2
Pos. d			2
Pos. e			1

