KOKOSIRI

INSTALLATION INSTRUCTIONS

MODEL THS0005

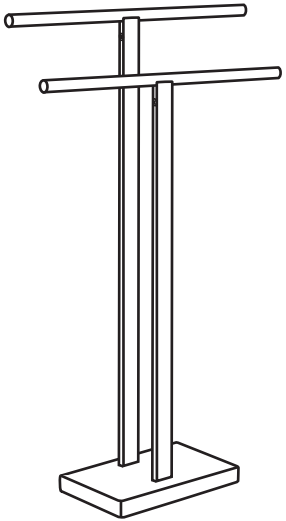

support@kokosirihome.com

Installation Support
Missing Parts
Damaged Product

Thank you for selecting our product. To ensure that your installation proceeds smoothly, read these instructions carefully before you begin. Also, review the recommended tools and materials section.Carefully unpack and examine your new plumbing fixture.

CAUTION

Please call professional if you are uncertain about installing this product.

Recommended Tools



Philips screwdriver



Hexagon wrench

CAUTION

Please Note: The screws are already insert in the towel bar. Please remove the screws before assembly.

INSTALLATION

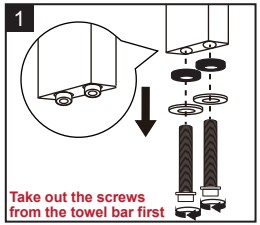

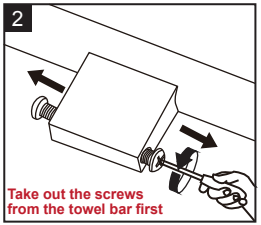

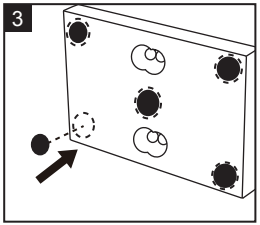



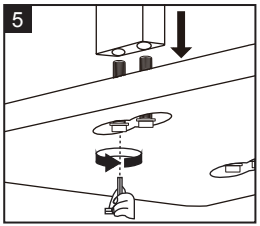

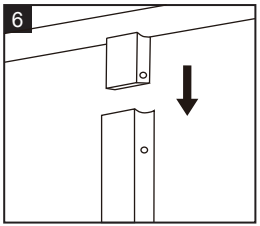



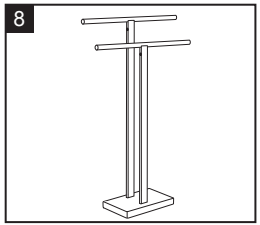

NOTE : If you return the package, please put hardware, screws and installation guide back into the package. Thanks!

Please feel free contact us via e-mail if installation hardware NOT included.