




# ASSEMBLY INSTRUCTIONS





THANK YOU FOR YOUR PURCHASE!

## PARTS AND HARDWARE.

### PARTS LIST

NO.	DESCRIPTION	IMAGE	QTY.
A	TOP		1
B	BASE		1

### HARDWARE LIST

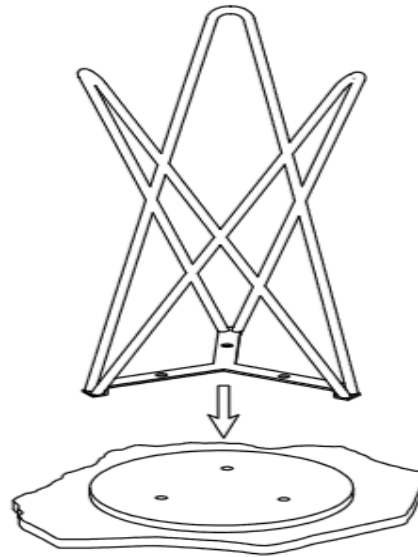
NO.	DESCRIPTION	IMAGE	QTY.
C	ALLEN BOLT		3
D	ALLEN KEY		1

### NOTES.

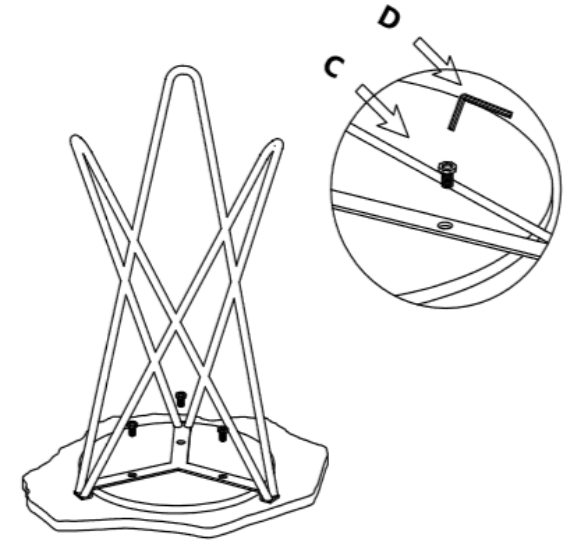
Thank you for purchasing this quality product! Be sure to check all packing material carefully for small part that may have come loose inside the carton during shipping.

**CAUTION:** The item is heavy, assembly should be performed by two people.

### STEP 1.



### STEP 2.



### STEP 3.

