


TOV



## Follow us!

Show your new purchase some love by tagging it on our Instagram!

 @tovfurniture

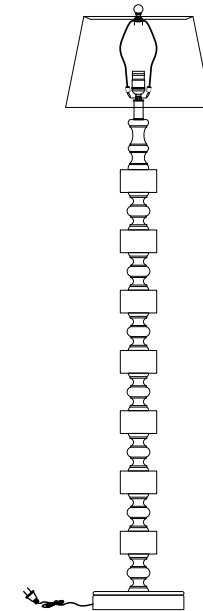
 516-888-3355

 hello@tovfurniture.com

 www.tovfurniture.com

If the future is female—your furniture should be, too. No mahogany in sight. Sexy settees shaped like lips. Price points for any budget. At TOV, we do things differently.

TOV



## Peggy Spotted Floor Lamp

**DON'T BE BORING.**

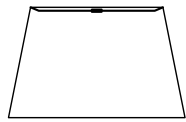
# Hardware and Components



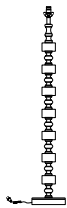
(A) 1x HARP



(B) 1x FINIAL



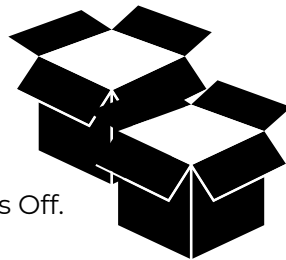
(C) 1x LAMP SHADE



(D) 1x LAMP BASE

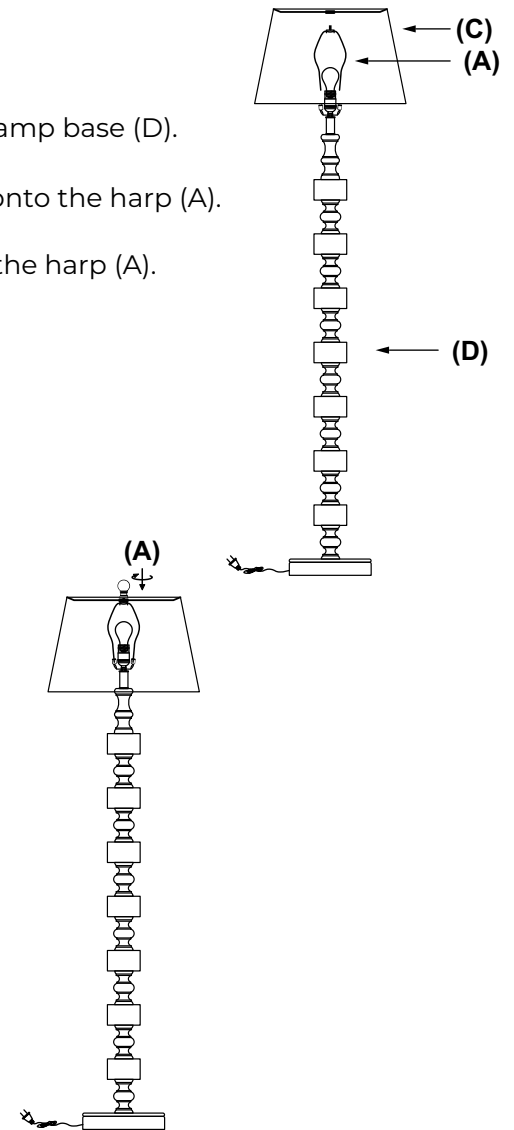
## Step 1:

- 1) Unbox the Lamp base and shade. Take all of the parts out of the boxes.
- 2) Install the light bulb **not included** onto the lamp base (D) while the power source is Off.



## Step 2

- 1) Insert harp (A) onto the lamp base (D).
- 2) Put the lamp shade (C) onto the harp (A).
- 3) Tighten The finial (B) on the harp (A).
- 4) Complete!



Stuck?  
Contact our team @ 516-888-3355  
Scan for product care!

